KPIT Techno., Adani Wilmar, Birlasoft, Gateway Distriparks, Sequent Scientific, Globe Textiles

March 31, 2022

Corporate India

Total Pages 58 | The Fortnightly Magazine for Business and Investment | ₹ 50

La Tim Metal

On Growth Trajectory

Rahul Timbadia
Realty baron made of steel

INDIA'S

LEADING ROPEWAY COMPANY HAVING BUILT THE HIGHEST NUMBER OF ROPEWAYS.

DRIL
DAMODAR ROPEWAYS & INFRA LIMITED

NOW ADVERTISE WITH DRIL TO REACH A LARGE AUDIENCE ALL OVER INDIA

ROPEWAYS | BRIDGES | REAL ESTATE

Damodar House,1/A Vansittart Row, Calcutta - 700 001 India
Phone: +91 91633 09860, +91 33 4022 6363
Email: info@dril.net.in | www.ropeways.com

FOLLOW US:

Corporate India
Magazine for Business, Finance and Investment
VOL XIV - 03
March 16-31, 2022
Formerly
Fortune India
Managing Editor
Deven Malkan
Assistant Editor
A.K. Batha
President
Bhupendra Shah
Circulation Executive
Warren Sequeira
Art Director
Prakash S. Acharekar
Graphic Designer
Madhukar Thakur
Investment Analysis
CI Research Bureau
Anvicon Research
DD Research Bureau
VP (Special Projects)
Girish V.
Manager (Special Projects)
Bhagwan Bhosale
Editorial Associates
New Delhi
Ranjana Arora
Bureau Chief
KOLKATA
Anirbahn Chawdhory
GUJARAT
Pranav Brahmbhatt
Bureau Chief
Mobile: 098251-49108
Bangalore
Jaya Padmanabhan
Bureau Chief
Chennai
S Gururajan
Bureau Chief (Tamil Nadu)
Ludhiana
Ajitkumar Vijh
Bhubaneswar
Braja Bandhu Behera

Liability clause: The investment recommendations made here are based on the personal judgement of the authors concerned. We do not accept liability for any losses that might occur.
All rights reserved. Reproduction in any manner, in whole or in part, in English or in any other language is prohibited.

Printed and Published by Deven Vasanji Malkan on behalf of **Corporate India Publications Pvt. Ltd.** and Printed at Sunil Binding & Printing Works, 101-A, India Printing House, G.D. Ambekar Marg, Wadala, Mumbai - 400031 and Published at 106, Tantia Jogani Premises, Sitaram Mills Compound, J.R. Boricha Marg, Lower Parel (E), Mumbai - 400011.
Editor : Deven Vasanji Malkan
Phone : (022) 23002659
Telefax: (022) 23003069
Email: corpind@gmail.com

Editorial

HDFCs merge to beget behemoth

The HDFC management led by veteran Deepak Parekh has sprung a pleasant surprise by announcing the merger of HDFC Ltd, the numero housing finance company in the country, with HDFC Bank, the largest private sector bank in the country. The merger will create a giant bank more than double in size of ICICI Bank, the second largest private sector bank in the country.

This is truly a merger of two giants who are equals and it is a win-win situation for shareholders of both companies. The merger has given birth to a behemoth, creating increased scale, comprehensive product offering, balance sheet resiliency and the ability to drive synergies across revenue opportunities, operating efficiencies and underwriting efficiencies — hence benefiting stakeholders of both the companies. There will be enormous synergies between the two entities, including but not limited to reduction in costs of funding, and cross-selling opportunities which will increase the future earning potential of the combined entity. It will also strengthen the balance sheets of both the companies, which will boost shareholder value in the long term.

The merger of HDFC and HDFC Bank is anticipated to build India's third largest company by capitalization. It was a deal waiting to happen for several years and perhaps the low interest rate regime was one of the biggest compelling factors to time it now.

For HDFC Bank, the merger at this juncture is a master stroke. All was not well with the bank as large-scale restructuring of loans has adversely affected the financial health of the bank's balance sheet. Analysts were on the verge of downgrading the rating of the bank, while a rejuvenated ICICI Bank, after the Chanda Kochchar episode had spoiled its image, was going from strength to strength and it was widely felt that ICICI Bank would dethrone HDFC Bank from the top position among private sector banks.

But the timely merger has not only helped HDFC Bank retain its positon but has also enabled it to strengthen its presence to such an extent that after the merger it will be double the size of ICICI Bank. First of all, shareholders of HDFC will get 42 shares of the bank for 25 shares they hold in the parent company. This ratio places the bank at a premium to HDFC. The bank does not have to pay a premium over the market price for a business run extremely well within the family. The deal structure opens up headroom for international holdings. The merger may also help resolve the technical issue of high FII ownership of HDFC Bank since HDFC's stake in HDFC Bank is classified as foreign holding and now that portion of foreign holding will be cancelled.

Again, the merger will increase the bank's product portfolio and ability to cross-sell while there will also be PSL requirements and higher SLR/CRR requirements. The merger will prove to be a game-changer for the bank and its share price is bound to scale higher levels.

Deven Malkan

Contents

Cover Story 22

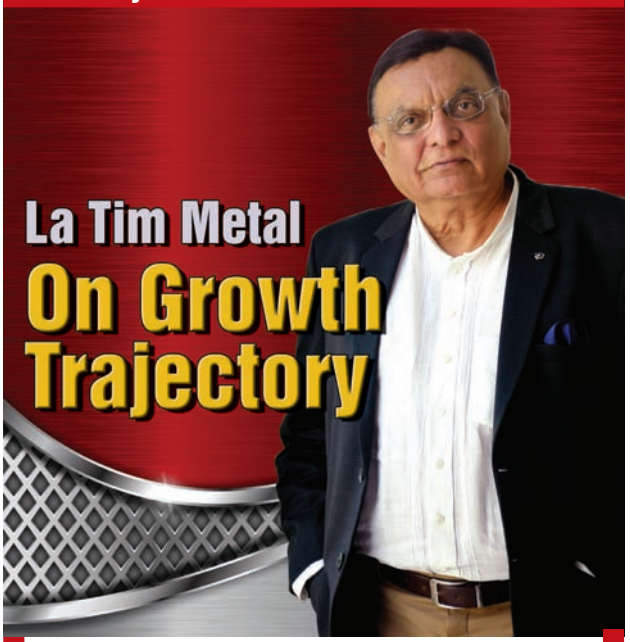

Rahul Timbadia's hard work, perseverance, vision and quick thinking has seen him transition from a successful stint as a steel maker to a realtor who today heads a Rs 900-crore organisation which has interests in segments as diverse as metals, agriculture and hospitality.

Learning the ropes of the steel trade as a young man in a relative's firm, he made a lightning-quick decision to acquire a metal maker that was on the verge of closure, naming it La Tim in a nod to his family name.

Fortune favoured Mr Timbadia further when he forayed into making colour-coated steel sheets – a segment which was not viable for big steel makers. His move to realty was marked by the purchase of around 200 acres in Panvel near Mumbai, following which he successfully branched out into hospitality too.

Grapevine 08

- Adani gets power 'boost'
- Small fry bid for Reliance Cap
- Jaypee keeps banks waiting
- Infosys, TCS in new turf war

Portfolio Choice 12

- Adani Wilmar
- Birlasoft

Corporate Scoreboard - 1275 plus companies 30

OTHER FEATURES

03 Editorial
10 Market Winds
20 Investor Information

Corporate Development 16

SEQUENT SCIENTIFIC
Leader in animal healthcare products

Manish Gupta

SSL is India's largest animal health company – and among the top 20 globally in its field – and is backed by global investment firm, The Carlyle Group, as its promoter, holds a 53.02% stake in the company. The company has 8 manufacturing facilities across Europe, Turkey, Brazil and India, with the Vizag site being India's only USFDA approved dedicated veterinary API facility. The company generated annual revenues of $ 200 million in FY21, with two-thirds of the revenues from regulated markets.

GATEWAY DISTRIPARKS
End-to-end logistics provider

Prem Kishan Gupta

The amalgamation between three group companies — Gateway Distriparks Ltd (GDL), Gateway East India Pvt Ltd (GEIPL) and Gateway Rail Freight Ltd (GRFL) – took place recently via merger by absorption. Considering from various perspectives. Now, GDL's business verticals have become further strong. At its current market price the company is valued at around Rs. 3500 crore.

Corporate Feature 15

GLOBE TEXTILES (INDIA) LTD
Expansion through acquisition route

Bhavik Parikh

NSE-listed Globe Textiles (India) Ltd (NSE: GLOBE), a Star exporter and leading manufacturer of jeans as well as fabrics, has been marketing its products at home as well as abroad since the last two decades. It is now in the process of acquiring a garment manufacturing and processing unit of Vivaa Tradecom Pvt. Ltd. as part of its expansion plans.

Portfolio Choice 12

KPIT TECHNOLOGIES
Riding the e-mobility wave

Pune-headquartered KPIT Technologies is a leading global technology company, an independent software development and integration partner helping mobility leapfrog towards a clean green, smart and safe future. The company provide solutions to more than 150 companies and enterprises in the field of CASE (connected automomous, shared and electric) mobility. Unlike its peers, KPIT works in the high entry barrier segment, which includes ADAS (advanced driver-assistance systems) level 3-5 autonomous driving and connectivity, electric vehicles, power trains and infotainment.

केनरा बैंक
भारत सरकार का उपक्रम
Canara Bank
A Government of India Undertaking
Together We Can

Banking made simple...
Life made easy!

Debit Card
E-InfoBook
Net Banking
Transfer of funds through RTGS/NEFT
Missed Call Banking
CANARA TECHNOLOGICAL SERVICES
Credit Card
Mobile Banking
Canara easyCash
Payment of Utility Bills



Scan for online facilities
स्वच्छ भारत
एक कदम स्वच्छता की ओर

Complete Solution | On-The-Go Banking | Enhanced User Experience | Advanced Security

Now you can open your SB / PPF Account online. Just log on to our website.

Toll Free : 1800 425 0018
Save Trees. Save Water. Save Environment.
www.canarabank.com

Corporate India
Electric Vehicle Industry
EXCITING TIMES AHEAD

Corporate India
Life Insurance
Emerging New Sunrise Sector

Corporate India
Time for value buying
On one side select stocks are soaring skyhigh with Sensex crossing historical 40,000 mark and on the other economy is in a shambles. What should investors make of such a complex situation? Value buying is the answer...

Corporate India
Time for next wave of reforms

Corporate India
IT Sector
SHINING IN A GLOOMY SKY


Corporate India
Reliance Industries
NEW LIFE BEGINS AT 40?


Corporate India
10 Hidden Jewels

Corporate India
Union Budget 2021-22
Booster rocket for economy ?

Corporate India
Challenges Ahead

Corporate India
Bumpy ride for Auto sector

Corporate India
Are these 20 stocks in your portfolio?

Corporate India
Finolex Cables
Wire & cable king spreading wings
Deepak K. Chhabria
Executive Chairman

Corporate India
Crude oil to cross $ 75-mark?
What will be the impact on economy?
Will it spoil the stock market party?

Corporate India
Infrastructure
Momentum regained
15 BEST BUYS

Corporate India
Private sector in defence
NEW SUNRISE SECTOR
Sensex: Ab ki bar...tees hazaar
10 top picks in current market

Corporate India
Capital Goods Sector
Hopes soar for early revival

READ

Corporate India

E-magazine

and add to your Business Intelligence

1 year Subscription Rs. 1200/-

Bank Account Details of Corporate India magazine

Beneficiary Name	: Corporate India Publications Pvt. Ltd.
Bank Account No.	: Current A/c – 317901010016154
Bank Name	: Union Bank of India
Bank Branch Code	: 400026030
Bank IFSC Code	: UBIN0531651 (11 digit Code)

Request to inform us after effecting the subscription payment with its proper reference at: cicirculation@gmail.com

Name:.....

Age group: ❑Below 20 ❑20 to 35 ❑36 to 55 ❑56 and above

Education :.....Profession :.....

Address:.....

.....

City:..... State:.....Pin:.....

Mob.:..... Email:.....

Corporate India Publications Pvt. Ltd.,
106, Tantia Jogani Premises,
Sitaram Mills Compound,
J.R. Boricha Marg,
Lower Parel (E),
Mumbai 400011.
Phone : 022-2300 2659,
Telefax : (022) 2300 3069
E-mail: cicirculation@gmail.com,
corpind@gmail.com

Adani gets power 'boost'


Gautam Adani

The Rajasthan electricity distribution companies have transferred Rs 3,000 crore to Adani Power in the last week of March.

This was after the Supreme Court, in its order dated 26th February, asked the Rajasthan discoms to pay Rs 4,312 crore to Adani Power by end March 2022.

The Rajasthan discoms have paid Rs 3,000 crore to Adani Power on March 30, 2022.

Industry sources said in August 2020, the SC upheld the rulings of the Rajasthan Electricity Regulatory Commission (RERC) and the Appellate Tribunal for Electricity which had allowed Adani Power's 1,320-MW Kawai power plant to recover the additional cost incurred by it on importing coal. The SC said the Rajasthan government could not keep its promise of making arrangements for domestic fuel supplies for the plant.

Adani had estimated the loss at over Rs 5,000 crore, but the discoms have so far paid only Rs 2,426 crore and were dilly- dallying on the rest. The SC then asked Rajasthan government-owned entities to pay the amount before March -end this year.

No wonder the Adani Power stock is on fire! ■

Small fry bid for Reliance Cap

Some of the bidders for Reliance Capital have taken the industry by surprise. Apart from virtually unknown people like Ajay Harinath Singh (not the Spicejet owner), there are bidders such as Mrs Shon Randhawa and Shree Swati Investments.

There are 50 bidders for RCap assets, who include global biggies such as Blackstone and Advent Private Equity and TPG Asia. Local biggies such as Piramal and Adani have also sent in their expressions of interest (EoI).

In this backdrop, one wonders why these unknown figures are bidding for such a large company. Insiders say most of the global biggies won't make financial bids by May 5 and are just looking at the financial data of Reliance Capital, while the local big boys will not make good financial bids and will seek a 90 per cent haircut from banks. Hence, the fight for Reliance Capital assets will be among these laggards and unknown players. ■

Sudhir Valia

Jaypee keeps banks waiting

The wait for the resolution of Jaypee Infratech has just got longer. The lenders had cleared acquisition by Mumbai's Sudhir Valia-owned Suraksha group in June last year. But the matter is stuck in the courts since then. Incidentally, the bankruptcy and insolvency code of 2016 had proposed a tight deadline of 180 days to dispose of a case. But Jaypee is stuck in the process since May 2017 after defaulting on Rs 23,000 crore of debt.

Since May 2017, Jaypee has not paid a single penny back to banks, and the banks, it seems, are 'waiting for Godot' for their dues. ■

Infosys, TCS in new turf war

The CEO of Infosys, Salil Parekh, is keeping a low profile and has managed to get the support of both the Infosys board and its shareholders. Since he took charge after the bitter removal of former CEO Vishal Sikka, Parekh has won new orders worth $16-18 billion.

The March quarter results will show record profits and its shareholders will be rewarded by the board, as per analysts. TCS, on the other hand, is also feeling the heat and is calling its top brass to come to office on a daily basis instead of working from home.

The war between TCS and Infosys to bag new orders will dominate headlines in the coming years. ■

ITC Ltd

(BSE Code 500875)

A couple of HNI investors are keen to invest sizeable amount in ITC but they prefer to wait for some time as they are expecting a marked fall in stock price of ITC. As the share price will fall below Rs. 200-mark, these HNIs will start accumulating in a big way.

They expect the share price to fall as the government of India is likely to sell around 10 crore ITC shares lying with the specified undertaking of the Unit Trust of India in the market to raise funds. As the government is facing severe shortage of funds to finance healthcare expenses on account of the Pandemic and prevent widening the fiscal deficit, the sale of ITC shares is believed to be a preferable solution. Again the ITC market price is under pressure because of FII and FPI selling in order to shift funds from India and ITC, being a ESG target, it will be among the first to be divested.

These HNIs are extremely bullish on ITC with a long term perspective. They believe that the company's FMCG business which attract lower margins at present, is going to be more profitable going ahead. As the company has already succeeded in brand building, in achieving market share and raising revenues, the management is now concentrating on pushing up margins. As a result the FMCG business which contributes around 25 per cent to the company's turnover accounts for only 3 to 4 per cent of profits and within the next five years or so, the contribution of this segment will be over 15 per cent of profit pushing up the stock price also in the process.

Again they expect the management of the company may demerge the tobacco business into a separate company. If this happens, the valuation of the company's FMCG business will shoot up at least 3 times from the current level. Thus in the long run, shareholders of the ITC will be Richie rich!

(CMP Rs. 250.80, 52 week H/L Rs. 266/199, BV Rs. 49.40, FV Re. 01)

Elegant Floriculture and Agritech (India)

(BSE Code 526473)

A tiny floriculture company with an annual turnover of less than Rs. one crore is going to stage a dramatic turnover if the company's plan meets with success. The Mumbai headquartered company has a 10-acre farm in Maval near Pune where it cultivates roses. Its sales turnover which had moved up from Rs. 57 lakh in 2010 to Rs. 1.93 crore in 2017 has once again came down to Rs. 53 lakh in the fiscal 2021 on account of the Pandemic. Likewise its net profit which had shot up from just Rs. one lakh in the fiscal 2010 to Rs. 92 lakh in the fiscal 2017 has come down to Rs. 45 lakh in the fiscal 2021.

But the company with a highly fertile land extremely useful for rose cultivation has attracted the attention of one leading Japanese floriculture company which is keen to cultivate its roses on this land and is ready to invest Rs. 50 to Rs. 100 crore. This will change the fortunes of Elegant as the Japanese company will not only cultivate roses on this land but will also take up the responsibility of marketing these roses.

The development has an electrifying impact on the share price which has already shot up from Rs. 12 to 35 by now and experts expect the price to move up further with the progress of cultivation.

(CMP Rs. 43.70, 52 week H/L Rs. 44/1, BV Rs. 10.60, FV Rs. 10)

Vodafone Idea Ltd.

(BSE Code 532822)

The chances of Vodafone Idea to survive have improved considerably of late. On one hand the government has decided to convert interest on spectrum dues into equity and as a result, the government of India will be the single largest shareholder of Vodafone Idea with an equity stake of around 36 per cent – ahead of Vodafone (around 28 per cent) and the Aditya Birla group (around 17 per cent). This will be a boon for the company which is crushed under heavy debt and facing severe liquidity crisis.

The company is the third largest mobile telecom network in India and 10th largest mobile telecom network in the world. With a view to further improving the liquidity, it has planned to increase promoters' contribution as well as to bring out a public issue.

At the same time eyeing growth in average revenue per user (ARPU) the company has made a foray into the online gaming segment in partnership with Nazara Technologies. The company wants to strategically build the gaming eco-system through this partnership. Again the company plans to launch e-sports in a month or two followed by social gaming in the next 4-5 months.

Again Vodafone and A5G Network have joined together to set up a pilot private network in Mumbai utilizing the existing 4G spectrum.

Observers feel that the chances of the survival of the company have improved considerably.

(CMP Rs. 9.68, 52 week H/L Rs. 17/4, BV Rs. -18.30, FV Rs. 10)

ELCID Investments

(BSE Code 503681)

Believe it or not! Elcid Investments, a Mumbai-based non-banking finance company is offering a staggering price of Rs. 1,61,023 per piece for buying back, its shares from retail shareholders which are quoted at Rs. 17 in the market! This means

that the company is offering a excessively spectacular premium of 9,47,100 per cent premium over the current market price. The question that is being discussed in the market is will the retail shareholders accept the unbelievable offer to buyback these shares as the intrinsic value of these shares is Rs. 613607 per share!

Of course the promoters – the Vakil family – had made efforts to buy back the shares lying with the public in the past. But these efforts had failed in 2013. The company had offered to buy back these shares at a price of Rs. 455 per share. But out of over 4 lakh shares only 16500 shares were offered by the shareholders and the delisting plan had met with a failure.

Shares are quoted at Rs. 17 per share and there is huge line of investors who are keen to buy these shares but as there are no sellers, nobody is getting any share. Those who are holding these shares from the earlier period are counting them among the luckiest people in the world as they have become millionaire just by investing even 50 or 100 ELCID shares!

The secret of the huge real value (over Rs. 6 lakh per share) is the fact that the original promoter of the company Mr. Arvind Vakil was one of the promoters of Asian Paints, the blue chip company listed on BSE and NSE. Elcid along with its two subsidiaries hold around 4.2 per cent equity stake in Asian Paints' share capital.

The company's authorized capital is Rs. 25 lakh and issued capital only Rs. 2 lakh. Earlier promoters were holding 80 per cent stake and only 20 per cent shares were distributed among various retail investors. But in view of the SEBI rules that promoters cannot hold more than 75 per cent, the promoters had to sell 4.75 per cent stake at a price of Rs. 5000 per piece. Those fortunate investors who got these shares have today become millionaires.

At there is no seller in the scrip, the trading activity in on this counter is virtually zero, under this pretext, promoters have approved the authorities to delist the company from the exchange. Will retail shareholders succumb to the somewhat attractive offer of Rs. 1,61,023 per share when the fair value of the share in almost six times of that offer price? Wait & watch.

(CMP Rs. 17.00, 52 week H/L Rs. 17/11, BV Rs. 5,08,261.00, FV Rs. 10)

Tata Elxsi

(BSE Code 500408)

There are good tiding for shareholders of Tata Elxsi. The Tata group company which is the world's leading design and technology services provider across industries including automotive broadcast, communications. It provides integrated services - from research and strategy to electronics and mechanical design, software development, validation and deployment and is supported by a network of design studies, development centres and offices worldwide.

As the company's share price has zoomed to over Rs. 9000, the highest share price among all Tata companies' the management is thinking to bring it down via either a bonus issue or a share split. Sources close to the Bombay House indicate that a decision on this matter will be take in the very near future.

These sources also indicate that there is a possibility of merger of Tata Elxsi with Tata Consultancy Services in due course.

According to these sources, Tata Elxsi is surviving as a standalone entity because of the influence of its dynamic Chief Executive Officer Mr. Madhukar Dev within the Tata group. He has already got three extensions and is most likely to retire next year. After that the group will take up the issue of merger, it is said.

(CMP Rs. 8901.80, 52 week H/L Rs. 9420/2801, BV Rs. 207.20, FV Rs. 10)

HDFC Ltd & HDFC Bank

(BSE Code 500010 - 500180)

The proposed merger of HDFC Ltd in the HDFC Bank has created a lot of waves is the investment world. One important fall out is the fact that many mutual funds will have to sell their stake either in one or both the stocks as SEBI has turned down mutual funds' plea to allow them to retain their holdings in both these shares. As per the SEBI rule a mutual fund cannot hold more than 10 per cent stake in any one company share. Now several mutual funds have anywhere between 5 per cent 9 per cent holding in each company - HDFC as well as HDFC Bank. This means that after the merger, when HDFC shares will be converted into HDFC Bank in the ratio of 42 shares of HDFC Bank for every 25 shares of HDFC, several mutual funds' stake in this scrip will exceed 10 per cent and hence they will have to load these surplus holding in the market. According to observers as both the companies were being considered blue chips, mutual funds have bought these stocks through their various schemes in a big way-up to the limit of 10 per cent.

Thus after the merger of two company the stake of several mutual funds will shoot up to 12 to 20 per cent and they will have to offload the surplus stocks. This will give an excellent opportunity to pick up HDFC Bank or HDFC Ltd.

HDFC Ltd. (CMP Rs. 2536.50, 52 week H/L Rs. 3022/2046, BV Rs. 902.20, FV Rs. 02)

HDFC Bank (CMP Rs. 1552.30, 52 week H/L Rs. 1725/1292, BV Rs. 426.40, FV Re. 01)

KPIT TECHNOLOGIES

LARGE-CAP SCRIP

Riding the e-mobility wave

Pune-headquartered KPIT Technologies is a leading global technology company, an independent software development and integration partner helping mobility leapfrog towards a clean green, smart and safe future. The company provides solutions to more than 150 companies and enterprises in the field of CASE (connected automomous, shared and electric) mobility. Unlike its peers, KPIT works in the high entry barrier segment, which includes ADAS (advanced driver-assistance systems) level 3-5 autonomous driving and connectivity, electric vehicles, power trains and infotainment. The company is doing quite well and its future prospects are all the more exciting. **Consider:**

- KPIT works with the top 10 of 15 original equipment manufacturers (OEMs) globally. Most of its revenues come from its top 25 customers which account for about $10 billion in R&D spending. The revenues largely derive from software integration. However, scalability in the industry is huge and currently electronics accounts for 20 per cent and is poised to reach 50 per cent by 2030.
- The company has emerged as a formidable player in the mobility segment. It derives most of its revenues from innovative technology and the scalability in the industry is huge. Automotive manufacturers are prioritising investment in new- age technologies and KPIT is at the forefront of these. Of late, engineering spend by the OEMs has gone up by 10 per cent and in the CASE area by 20 per cent. Over the years, the company has invested heavily in technologies for automotive companies and continues to maintain its leadership position in this field. KPIT is positioned well to increase its focus on electric vehicles, especially in the US and Europe, with a revenue outlook of about 20 per cent.
- According to Geojit Securities, the company has adopted a strategic approach for customer acquisition. As mentioned earlier, the company works with 10 of the top 15 OEMs globally and it gets most of its revenues from its top 25 customers. It is also working with other OEMs and Tier-I suppliers to reduce its dependence on client concentration. The company is closely in touch with Tesla for a deal confirmation.
- KPIT has entered into an agreement to invest in a Germany-headquartered automotive engineering services company, which has over two decades of proven engineering expertise in powertrain systems. It has core expertise in the areas of software development for e-mobility, e-architecture, end-to-end tests and validation solutions for powertrain components. It has marquee customers in Germany and is expanding its base in Europe as well as beyond. The partnership gives KPIT access to 150+ specialised engineers. KPIT CEO and MD Kishor Patil is very excited about this partnership as powertrain automotive engineering and e-mobility is a big focus as well as growth area. He says, "With this partnership, we will be able to enhance and bring in next-generation offerings in the key growth area of e-mobility. This further strengthens our leadership position in the automotive engineering domain and bolsters our presence in Germany."
- KPIT's growing expertise is well reflected in its financial performance. When the company started its independent operations in fiscal 2019, its sales turnover was Rs 230.30 crore, which shot up to Rs 955.25 crore the next year (fiscal 2020). But thanks to the Covid-19 pandemic, the figure declined to Rs 804.25 crore in 2021. Likewise, its net profit surged from Rs 74.45 crore in FY2019 to Rs 178.45 crore the next year, but declined to Rs 109.79 crore in fiscal 2021.

The company is well-placed to take advantage of e-mobility and the disruptive sector (telecom and semi-conductors). Its software integration capability with top global automotive manufacturers will provide significant value creation compared to its peers. The company's long-term strategy in developing CASE platforms with the top OEMs will enhance margin expansion and profitability. The stock is worth including in the portfolios of long-term investors. ■

SNAPSHOT

BSE ticker code	:	542651
NSE ticker code	:	KPITTECH
Major activity	:	Software & Consulting
Managing Director	:	Shashishekhar Balakrishna Pandit
Equity capital	:	Rs. 269.86 crore; FV Rs. 10
52 week high/low	:	Rs. 800 / Rs. 167
CMP	:	Rs. 622.55
Market Capitalisation	:	Rs. 17066.82 crore
Recommendation	:	Accumulate at declines

PERFORMANCE INDICATORS (Rs. in Crore)

Year	Net Sales	Net profit	EPS (Rs)*	Div (%)	BV (Rs)	RONW (%)
2018-19	641.30	81.80	3.00	8.0	35.90	17.10
2019-20	2156.20	154.40	5.60	10.0	38.40	15.40
2020-21	2035.74	140.95	5.10	15.0	46.60	12.50

ADANI WILMAR

MEDIUM-CAP SCRIP

On cusp of surpassing HUL

A 50:50 joint venture between the Ahmedabad-based Adani group and the Singapore-headquartered Wilmar group – one of the largest agribusiness companies in Asia – it is a leading FMCG company in India offering essential kitchen commodities like edible oil, wheat flour, rice, pulses and sugar. These products are being offered under various brands like Fortune, Bullet, Jubilee and Alpha. The company also markets packaged foods and personal products like soaps, handwash and sanitisers. It is also a leading manufacturer of industrial essentials like oleo chemicals, castor oil, de-oiled cakes, stearic acid and glycerin. Besides marketing all these products throughout the country, Adani Wilmar exports its products to around 50 countries.

SNAPSHOT

BSE ticker code	:	543458
NSE ticker code	:	AWL
Major activity	:	Edible Oil
Managing Director	:	Angshu Mallick
Equity capital	:	Rs. 114.29 crore; FV Re. 01
52 week high/low	:	Rs. 571 / Rs. 221
CMP	:	Rs. 552.60
Market Capitalisation	:	Rs. 71820.24 crore
Recommendation	:	Buy at declines

The company is doing very well on the financial front and its future prospects are all the more promising. **Consider:**

- Within a relatively short time, it has emerged as the second largest FMCG company in the country after Hindustan Unilever. It is the largest domestic producer of edible oils and manufactures various edible oils, including soyabean oil, sunflower oil, mustard oil, groundnut oil, palm oil, cottonseed oil and vanaspati. In fact, edible oils account for around 65 per cent of the company's turnover. In industrial essentials, the company is the largest supplier with a 32 per cent marketshare overall and a 20 per cent marketshare in glycerin.

- A plus point for Adani Wilmar is its extensive distribution network. It has distributors spread over 28 states and 9 union territories, with over 16 lakh retail outlets — which works out to around 35 per cent of all retail outlets in India.

- The company's growing business is well reflected in its financial performance. During the last five years, its sales turnover has expanded from Rs 23,083 crore in fiscal 2017 to Rs 37,090 crore in fiscal 2021, with the profit at net level shooting up from Rs 230 crore to Rs 655 crore during this period.

- The company's financial position is sound, with reserves at the end of March 2021 standing at Rs 2,952 crore as against its equity capital of Rs 114.30 crore. The company's debt burden has been on the decline during the last three years, declining from Rs 2,620 crore to Rs 1,904 crore. Taking into account the cash equivalents of Rs 1,183 crore, the net debt works out to Rs 716 crore, which is quite manageable and can be eliminated in a year or two, making the company a totally debt-free entity. Obviously, the interest burden last year was reduced to Rs 40,651 crore from Rs 568.60 crore in the previous year.

- Unlike most of its competitors, Adani Wilmar's roots are deeply embedded in two of the largest businesses in their respective fields of expertise —Singapore-headquartered Wilmar International and the Adani group. Wilmar controls nearly 30 per cent of the world's edible oil business, with its tentacles spread across continents — giving it a unique leverage when it comes to price negotiations and allocation of raw materials. For its part, the Gautam Adani-led Adani group owns India's largest private sea port operator — Adani Ports and Special Economic Zone (APSEZ). That plays an important role in ensuring a seamless supply of raw materials at the company's facilities across the country.

- At the pace with which Adani Wilmar is growing, it may surpass even Hindustan Unilever to become the *numero uno* FMCG company in India. During the first nine months of fiscal 2022, it was ahead of Hindustan Unilever with a sales turnover of Rs. 39,254 crore (HUL's comparable revenue was Rs 38,679 crore). This is for the first time after decades of dominance by HUL that there has emerged the possibility of a new market leader.

The company is an excellent buy with a long-term perspective. Bank of America's research wing puts the target price of /// Rs 900/1000. ■

PERFORMANCE INDICATORS (Rs. in Crore)

Year	Net Sales	Net profit	EPS (Rs)	Div (%)	BV (Rs)	RONW (%)
2018-19	28802.00	365.17	3.19	--	176.64	18.08
2019-20	29657.00	394.60	3.45	--	211.06	16.35
2020-21	37090.00	728.01	5.60	--	268.32	21.34

BIRLASOFT

SMALL-CAP SCRIP

Pole player in multi-IT segments

Over a quarter century old, Birlasoft, a global infotech company, is part of the CK Birla group, a $ 2.3 billion conglomerate with interests in industry segments ranging from cement, auto components, precision bearings, paper, building materials, consumer durables, IT-enabled services and heavy engineering equipment. The group is present across five continents and has 41 manufacturing facilities, 21 delivery locations and over 25,000 employees. Though a small cap entity, Birlasoft features in the top 100 IT companies recognized by The International Association of Outsourcing Professionals (IAOP). Today, the company is addressing the next wave of globalisation to deliver accelerated technology solutions with a focus on value and innovation.

SNAPSHOT

BSE ticker code	:	532400
NSE ticker code	:	BSOFT
Major activity	:	Software & Consulting
Managing Director	:	Dharmander Kapoor
Equity capital	:	Rs. 55.69 crore; FV Rs. 02
52 week high/low	:	Rs. 586 / Rs. 238
CMP	:	Rs. 471.70
Market Capitalisation	:	Rs. 13183.83 crore
Recommendation	:	Buy at declines

Birlasoft is a multi-shore business application global IT services provider with a presence in the US, Europe, Asia Pacific and India. It operates development centres in the US, China, Poland and India. It counts Fortune 100 enterprises across sectors like manufacturing, banking and financial services, insurance, media and healthcare as its clients.

The company is steadily going from strength to strength on the financial front. During the last five years, its sales turnover has expanded from Rs 1,350 crore in fiscal 2017 to Rs 1,641 crore in fiscal 2021 with the profit at net level inching up from Rs 169.29 crore to Rs 193.56 crore during the same period. Its financial position is very strong, with reserves at the end of March 2021 standing at Rs 1,338 crore — over 24 times its paid-up equity capital of Rs 55.46 crore, that too after making 1:1 bonus issues twice – in 2006 and 2012. What is more, the company is paying handsome dividends, the rate for the last year being a hefty 200 per cent. Prospects going ahead are highly promising. **Consider:**

- Birlasoft enjoys an established position in the BFSI, hi-tech, media, energy, utilities and life sciences segments. It also has a well-established client base which includes large, global organisations. The company has a long track record in the IT consulting business, a reputed client base, and alliances to drive business growth. Higher utilisation, pyramid rationalisation and cost optimisation can help report strong revenue and profitability growth going forward. Large deal flows and cross-selling can provide revenue visibility for the next few years. The recent improvement in margins looks sustainable.
- The company can boast of a healthy deal pipeline to drive double-digit revenues. The company is witnessing healthy traction in cloud migration, app modernisation and workplace modernisation. Further, the company has partnered with Microsoft to drive cloud migration. In addition, the company has improved its annuity revenues by 67 per cent and is targeting 70 per cent in 2022. This, coupled with a healthy deal pipeline and a focus on multi-year deal wins, gives Birlasoft the confidence of achieving double-digit revenues in fiscal 2022. In addition, the company's client mining, a healthy order book, a focus on niche verticals, cross-selling opportunities and expansion in Europe and Asia Pacific bode well for long-term revenue growth. Dollar revenues are expected to increase at a CAGR of 9.4 per cent in fiscal 2022. What is more, sustained improvement in margins is expected going forward.
- In 2019, Birlasoft was merged with KPIT, which led to restructuring of the company. KPIT had two business verticals – ITeS and engineering. Later, the combined company was demerged into two companies — Birlasoft with the IT business and KPIT Engineering with the engineering business.

Birlasoft is now all set to go from strength to strength. A strong client base and strategic alliances will expand business. Today, the company has around 400 active clients in multiple verticals across various industry segments. The company is a good investment bet on account of its sound fundamentals led by robust debt metrics, healthy liquidity and an attractive dividend yield. ■

PERFORMANCE INDICATORS (Rs. in Crore)

Year	Net Sales	Net profit	EPS (Rs)	Div (%)	BV (Rs)	RONW (%)
2018-19	2550.70	271.50	9.80	100.0	63.40	15.40
2019-20	3291.00	218.70	7.90	100.0	68.30	12.10
2020-21	3555.00	320.60	11.50	175.0	83.80	15.75

Globe Textiles (India) Ltd

Expansion through acquisition route

NSE-listed Globe Textiles (India) Ltd (NSE: GLOBE), a Star exporter and leading manufacturer of jeans as well as fabrics, has been marketing its products at home as well as abroad since the last two decades. It is now in the process of acquiring a garment manufacturing and processing unit as part of its expansion plans. The company is taking over an existing manufacturing unit of Vivaa Tradecom Pvt Ltd, which is engaged in the manufacturing and job work of garments and processing of fabrics. Vivaa had a total turnover of Rs 145.90 crore for the year ended 31 March, 2021. After the acquisition, Globe Textiles will enhance its garment capacity and in-house processing capacity.

The company has also announced the reappointment of independent directors Yogesh Kanhiyalal Vaidya and Bharat Shamjibhai Patel.

Mr. Bhavik Parikh, MD flanked by **Mr. Nilay Vora,** Director on his left and **Mr. Bhavin Parikh,** CEO on his right

DENIM BRAND

Earlier, in December 2021, the company launched denim brand 'Orijean', a registered brand of Bhavin Suryakant Parikh, CEO and CFO of the company, wherein it has entered into a licence agreement to widen the portfolio with different brands. The vision of 'Orijean' is to create sustainable denim wear, which is going to inspire, support, promote, explore and implement solutions to the environment crisis, as well as nurture craft, culture and people in every possible way.

"Great brands make an emotional connection with their buyers and inspire them to take actions. Brand inspiration is the foundation of your brand strategy," the company had said in a filing. The portfolio under 'Orijean' will have jeans, shorts, joggers, cargo pants, T-shirts, jumpsuits and accessories for both men's and women's wear.

TOP-CLASS FACILITY

GTIL operates a compliant, sustainable and futuristic manufacturing facility of sheer production brilliance, dedicated to fashion garmenting for international customers. Cumulatively, the company will have production capacity sprawled over 2.5 lakh sq ft, housing various divisions. Together, it manufactures 36 million metres of fabric and 2.5 million bottoms per annum. It has a workforce of over 1,200 workers and a team of over 150 staff members.

Globe offers a fascinating range of textiles, apparel and related services through innovation with due care for the environment. Its vast product portfolio consists of man-made and natural fibre yarns, fabrics, accessories and readymade garments. ■

Sequent Scientific

Leader in animal healthcare products

SSL is India's largest animal health company – and among the top 20 globally in its field – and is backed by global investment firm, The Carlyle Group, as its promoter. The group holds a 53.02% stake in the company and the balance 46.98% is spread across 1,67,810 public shareholders. The company has 8 manufacturing facilities across Europe, Turkey, Brazil and India, with the Vizag site being India's only USFDA approved dedicated veterinary API facility. The company generated annual revenues of $ 200 million in FY21, with two-thirds of the revenues from regulated markets.

In a recent development, Sequent has completed the acquisition of a 100% stake in Nourrie Saude e Nutricao Animal Ltd (Nourrie) in Brazil through its principal operating company, Alivira Animal Health Ltd, for a total cash consideration of BRL 27 million (USD 5 million).

Nourrie's acquisition will enable SSL to establish its presence in Brazil's pet market, that country's fastest growing segment. Brazil has the 4th largest pet market in the world with an estimated market size of BRL 1.8 billion, growing at 16%.

Likewise, the addition of Nourrie's business has nearly doubled the product portfolio available to Alivira for commercialisation in Brazil, in both the nutraceutical and therapeutic product categories. Nourrie also brings a strong pipeline of 20 products under development, of which 12 are planned for launch in the next fiscal.

SWINE PRODUCT

This particular acquisition will also provide Alivira complete control over the value chain of transuin, a swine product currently being manufactured at Nourrie, which is at present the 3rd largest product in Alivira's Brazil portfolio.

With access to Alivira's own API manufactured in the USFDA approved plant at Vizag, and extension of the product range with upcoming registration approvals, Alivira intends to fast track growth for the transuin franchise in both the Brazil and other Latin American markets. The expansion of the swine and poultry segment will be further catalysed with nearly 5 new product launches expected in the near term.

After considering the additional recent purchase of 0.09% shares made from the open market under its portfolio management services, White Oak Capital Management Consultants LLP holds 1,24,47,490 shares of SSL, which is equivalent to 5.1% of the company's issued capital.

In another development in the beginning of 2022, Manish Gupta, Managing Director and CEO of the company, has resigned with effect from April 21 this year. However, Mr Gupta will continue to serve as a strategic advisor to the company until July 2022, post cessation of his directorship. He had been in this position for the last eight years.

Manish Gupta
Managing Director & CEO

Rajaram Narayanan
Managing Director & CEO (Designated)

NEW M.D.

The board of directors has approved the appointment of Rajaram Narayanan as Managing Director and CEO in place of Mr Gupta for a period of 5 years, effective from April 11, 2022, subject to the approval of the shareholders of the company.

With over 25 years of experience, Mr Narayanan has a strong track record of leading revenue and profitability growth across multiple industries, including pharmaceuticals. He joins from Sanofi India Ltd where he was the Managing Director and Country Chair for India. At Sanofi, he led the strategic reorientation of its India business operations, resulting in accelerated growth in key therapies and significant transformation of its market operations.

On a consolidated basis, SSL achieved net revenues of Rs 1,029 crore during the first nine months of FY22, against Rs 999.79 crore during the same period in the previous year. However, the profit after tax has gone down substantially from Rs 80.93 crore to Rs 35.02 crore (56.73%). In the previous FY21, for the full year, the company had revenues of Rs 1,362 crore and net profit of Rs 101.61 crore. The equity capital and book value per share stand at Rs 49.67 crore and Rs 29.30 respectively.

Commenting after the announcement of the Q3 results, Mr Gupta said, "Q3 reflects the beginning of a recovery in business across both APIs and formulations. We saw a strong growth in our formulation business, which grew 18.5% on a constant currency basis, driven by a scale-up across our key markets – Brazil, India and Turkey. On the API side, we had a strong order book and dispatches. However, port congestion challenges impacted about 15% of dispatches, depressing revenue and thereby overall profitability."

Indicating the improvement in operating margins going forward, Mr Gupta said, "Our concerted efforts towards price increases have started reflecting in our financial performance and we expect to see the full benefit from Q4 FY22.

TURKISH BIZ

Sharing both his concern and optimism on the Turkey front, Mr Gupta added, "The performance in Turkey in a volatile currency environment is significant. Our robust manufacturing footprint in the country makes us extremely confident of our continuing growth in local and export markets."

In his concluding positive remarks, Mr. Gupta opined that "overall, we stay extremely confident of our unique, multi-pillar business model and envisage strong recovery in Q4 led by our API business and normalisation of performance across revenues and profitability in FY23." ■

Gateway Distriparks

End-to-end logistics provider

At the current market price of around Rs. 70, the company is valued at around Rs. 3500 crore.

The amalgamation between three group companies — Gateway Distriparks Ltd (GDL), Gateway East India Pvt Ltd (GEIPL) and Gateway Rail Freight Ltd (GRFL) – took place recently via merger by absorption. Under the scheme, the BSE-NSE listed GDL and unlisted GEIPL got merged with GRFL. Subsequently, GRFL has been re-named Gateway Distriparks Ltd and the rechristened entity is now listed on both the leading stock exchanges.

The shareholders of the erstwhile listed GDL have been issued four equity shares of the new company against one equity share that they held. Post amalgamation, GDL's fresh equity capital has become Rs 499.64 crore (face value Rs 10 each) wherein the promoter group holds 32.12 % whereas the remaining 67.88% is shared by 44,754 public shareholders. The eight mutual funds, including ICICI Prudential, Mirae Asset, SBI MF, Franklin and HDFC MF, collectively hold nearly 27% and have emerged as the second largest shareholder group. The company is one of India's leading private intermodal operators

with two business verticals — rail and container freight stations (CFS).

Rail Vertical (RV)

Under RV, the company provides intermodal logistics services and operates its own rail-linked inland container depots (ICD) at four locations in India, with an annual handling capacity of 6 lakh+ TEUs and warehousing space of about 42,000 sq m. The terminal locations are Gurugram, Faridabad, Ludhiana and Viramgam (near Ahmedabad). The company operates a fleet of 31 BLC train sets with a pan-India railways licence and provides regular container train services from these ICDs to Nhava Sheva, Mundra and Pipavav ports for movement of EXIM, domestic as well as reefer containers.

GPL also offers a last-mile connectivity to its customers through own fleet of 500+ trailers, making it an end-to-end logistics solution provider, being monitored through a centralized control room 24X7 and well-aligned with the western dedicated freight corridor.

Prem Kishan Gupta
Chairman & Managing Director

Container Freight Station (CFS)

The company is a leading pan-India CFS operator with two and a half decades of experience, with well- connected CFS facilities in close proximity to the ports of Nhava Sheva, Chennai and Krishnapatnam. These facilities are spread over an area of 125 acres, have warehousing space of about 75,000 square metres and are designed to handle an annual throughput of 6,00,000 TEUs. Likewise, another CFS at Vizag is spread over 20 acres, has a warehousing space of 3,000 square metres and is designed to handle throughput of 70,000 TEUs per annum.

The management feels that the amalgamation will create greater operational synergies and efficiencies at multiple levels of business operations and will provide significant impetus to their growth. In addition, it could also improve earnings, cash flow and better debt servicing abilities so as to eventually offer greater economies of scale and a bigger and stronger resource base for future growth.

Select - Interim Special Purpose Finacials

(Rs lakh)

Particulars	As at 31.12.21	As at 31.12.20
Property, plant and equipment	133077.75	132382.56
Capital work in progress	616.42	2905.90
Equity Investments in subsidiary, joint venture and association	11877.56	11877.56
Cash and Cash Equivalents	14189.11	8756.37
Bank balances other than above	14189.11	8756.37
Equity captial	49964.38	49964.38
Reserves & Surplus	102199.74	94406.17
Book Value (Rs per share)	30.45	28.89
Long-Term Borrowings	36171.29	43257.33
Short-Term Borrowings	15995.40	11567.61
Total Income	102126.91	82922.10
Finance cost	4689.91	6051.64
Depreciation and amortization	9650.46	9699.36
Profit Before Tax	14190.14	6517.30
Tax Provision	175.57	1650.14
Profit After Tax	14014.57	4867.16
Earning per share (Rs)	2.81	0.98

LOW DEBT

GDL has an investment of Rs 104.17 crore in one of its associates, listed company Snowman Logistics Ltd, as its promoter and holds a 40.25% stake. This investment is being valued at Rs 221.94 crore at its current market price of Rs 33 per share.

Very recently, the company redeemed non-convertible debentures of Rs 287.82 crore wherein Rs 7.82 crore was paid towards the interest component. With this, now the NCD balance is nil and as on date the company is left with a net debt of Rs 306 crore. This would obviously help reduce its finance cost hereon.

Considering from various perspectives, it appears that Gateway Distriparks's business verticals are sound and is on strong wicket. Moreover, the sectoral outlook is also looking bright. At the current market price of around Rs. 70, the company is valued at around Rs. 3500 crore. ■

Companies which have touched 52-week low price recently

Company	F.V.	CMP 01/04/2022	High/Low
3M INDIA	10	19942.30	30975/19360
AARTI DRUGS	10	462.00	842/418
Akzo Nobel India	10	1923.50	2476/1811
AMARA RAJA BATTERIES	01	558.15	870/520
ASIAN GRANITO INDIA	10	101.80	176/96
ASTRAZENECA PHARMA INDIA	02	2599.95	4580/2529
ATUL AUTO	05	168.45	270/156
AVANTI FEEDS	01	418.70	675/410
BALMER LAWRIE INVESTMENTS	10	370.00	510/362
BANCO PRODUCTS (INDIA)	02	141.60	225/132
BF INVESTMENT	05	282.85	446/258
BHANSALI ENGINEERING POLYMERS	01	133.15	222/122
BHARAT IMMUNOLOGICALS & BIOLOGICALS CORP.	10	29.50	95/27
BOMBAY BURMAH TRADING CORP.	02	882.75	1425/841
BRITANNIA INDUSTRIES	01	3230.00	4153/3050
Capacite Infraprojects	10	115.10	252/107
CASTROL INDIA	05	103.50	155/99
CEAT	10	950.05	1614/920
Chemcon Speciality Chemicals	10	278.95	570/262
Cochin Shipyard	10	303.25	434/281
CSB Bank	10	216.45	373/201
Den Networks	10	39.10	66/35
DIC INDIA	10	348.70	549/337
Dilip Buildcon	10	252.95	750/233
EIMCO ELECON (INDIA)	10	325.50	540/298
EMAMI	01	454.75	622/430
EMPIRE INDUSTRIES	10	605.00	999/568
Endurance Technologies	10	1116.60	1981/1047
EVEREST ORGANICS	10	185.50	470/171
FDC	01	268.95	405/249
Fermenta Biotech	05	235.85	370/204
Fino Payments Bank	10	270.70	584/246
FORCE MOTORS	10	1096.60	1740/970
General Insurance Corporation of India	05	117.20	233/110
GILLETTE INDIA	10	5010.00	6271/4803
Godrej Agrovet	10	459.00	747/441
GODREJ INDUSTRIES	01	470.20	675/450
GOODRICKE GROUP	10	210.65	348/191
GOODYEAR INDIA	10	904.95	1331/846
Gujarat Gas	02	495.20	787/478
Gulf Oil Lubricants India	02	428.00	745/416
HARRISONS MALAYALAM	10	137.70	250/127
HEIDELBERGCEMENT INDIA	10	195.45	285/178
HONEYWELL AUTOMATION INDIA	10	39807.95	48000/37910
Huhtamaki India	02	161.00	328/148
IDFC First Bank	10	41.70	62/37
IFGL Refractories	10	271.90	434/243
India Pesticides	01	283.50	368/261
Indostar Capital Finance	10	214.55	417/201

Company	F.V.	CMP 01/04/2022	High/Low
Jubilant Pharmova	01	410.10	925/384
Kalyan Jewellers India	10	61.70	90/55
KALYANI FORGE	10	182.00	240/166
Kanchi Karpooram	10	708.80	1365/656
KEC INTERNATIONAL	02	385.05	550/368
Krsnaa Diagnostics	05	526.80	1100/480
LUMAX INDUSTRIES	10	949.05	1820/855
MANAPPURAM FINANCE	02	120.65	225/109
Matrimony.com	05	694.40	1219/660
MAYUR UNIQUOTERS	05	362.60	635/349
MUNJAL SHOWA	02	103.75	175/96
NATCO PHARMA	02	776.90	1189/750
NEULAND LABORATORIES	10	1072.60	2840/1000
NUCLEUS SOFTWARE EXPORTS	10	435.45	766/403
One 97 Communications	01	570.95	1962/520
Orchid Pharma	10	298.50	2680/260
PANACEA BIOTEC	01	155.65	454/148
Parag Milk Foods	10	100.75	160/94
PETRONET LNG	10	198.50	253/190
PFIZER	10	4354.00	6165/4162
PLASTIBLENDS INDIA	05	207.00	306/192
Prism Johnson	10	120.05	160/110
Procter & Gamble Health	10	4182.75	6530/3998
Quick Heal Technologies	10	186.55	320/170
RailTel Corporation of India	10	86.05	165/84
RALLIS INDIA	01	244.95	362/226
RAMCO INDUSTRIES	01	219.55	366/200
RAMCO SYSTEMS	10	281.25	686/261
RANE BRAKE LINING	10	616.50	1201/581
RANE ENGINE VALVE	10	250.90	386/235
Rossari Biotech	02	950.00	1621/889
SEYA INDUSTRIES	10	37.30	86/34
SHAKTI PUMPS (INDIA)	10	501.00	910/453
Sigachi Industries	10	306.10	648/270
Spandana Sphoorty Financial	10	397.95	820/325
STERLING TOOLS	02	144.00	257/130
SUDARSHAN CHEMICAL INDUSTRIES	02	535.60	792/505
Suryoday Small Finance Bank	10	92.75	281/87
SWARAJ ENGINES	10	1355.00	1990/1286
TASTY BITE EATABLES	10	11026.15	21471/10480
The New India Assurance Company	05	114.50	183/110
TIL	10	109.05	245/97
UCAL FUEL SYSTEMS	10	115.70	207/109
Ujjivan Financial Services	10	114.15	262/96
VENUS REMEDIES	10	295.60	639/260
WHIRLPOOL OF INDIA	10	1604.50	2550/1528
WOCKHARDT	05	282.60	742/253
Zydus Lifesciences	01	354.30	674/331
ZYDUS WELLNESS	10	1557.75	2473/1431

La Tim Metal

On Growth Trajectory

Rahul Timbadia's

hard work, perseverance, vision and quick thinking has seen him transition from a successful stint as a steel maker to a realtor who today heads a Rs 900-crore organisation which has interests in segments as diverse as metals, agriculture and hospitality.

Learning the ropes of the steel trade as a young man in a relative's firm, he made a lightning-quick decision to acquire a metal maker that was on the verge of closure, naming it La Tim in a nod to his family name.

Fortune favoured Mr Timbadia further when he forayed into making colour-coated steel sheets – a segment which was not viable for big steel makers. His move to realty was marked by the purchase of around 200 acres in Panvel near Mumbai, following which he successfully branched out into hospitality too.

Rahul M. Timbadia, Managing Director

Where there's a will, there's a way. And that truism holds good even if one has to navigate the most extreme obstacles en route. Of course, one needs a good measure of courage, patience and perseverance to actually reach the intended destination. And Rahul Timbadia, Managing Director and supremo of the Rs 900-crore La Tim group, has these qualities in spades. He had to literally pass an 'agni pariksha' to realise his dreams – in his place, most others would have broken down and thrown in the towel. His sterling qualities of head and heart were backed by hard work, enviable stamina and tremendous faith and self-confidence. And, of course, his unswerving faith in the Almighty to see him through.

Having navigated mind-boggling obstacles, Mr Timbadia, a far-sighted and dynamic first-generation entrepreneur, today has the satisfaction of overseeing his well-diversified businesses from his posh office located in a tower in the Vile Parle suburb of western Mumbai. He presides over a Rs 900-crore business empire encompassing verticals as different as metals, agriculture and hospitality. He has acquired a BSE-listed company, Drilco Metal Carbide, and rechristened it La Tim Metal Industries — after the first two letters in the name of his mother (LAbhu) and the next three words of the family surname (TIMbadia).

'STEELY' START

To begin at the beginning, after graduating in science from Jaihind College, Mumbai, a young Rahul, hailing from a middle-class family, joined his uncle's firm which was engaged in the steel trade. Hard-working and always ready to learn new things, the young man endeavoured to master the nitty-gritty of the steel trade. This was in the early 1970s when the licence-quota-permit raj was the order of the day and

Making of a first-gen entrepreneur

- Rahul Timbadia

"Our La Tim Metal and Industries business group, started from scratch and passing through various headwinds, is now doing quite well and we are seeing exciting prospects for all our businesses. For La Tim Metal, we are thinking of backward integration. For land development, we see excellent growth prospects ahead, and for our hospitality vertical, we are planning an ambitious expansion. Our group turnover which is around Rs 600 crore at present is most likely to cross the Rs 1,000-crore mark within the next five years," maintains a jubilant Rahul Timbadia, first-generation entrepreneur and architect of the La Tim business group, in an interview to Corporate India.

Extracts from the interview:

Corporate India: ***There is no industry background in your family. You are a first-generation entrepreneur who has created the La Tim business empire. What are the three basic policies or strategies which have guided your business development?***

Rahul Timbadia: Really a good question. My answer will benefit many budding entrepreneurs. The first thing I have learnt from my experience is that one should not place all his eggs in one basket. So that if one of your businesses is not doing well and the other is doing well, you will not get depressed and throw in the towel. If one business faces headwinds but the other is doing well, you will have the courage to go on. When my steel business was down, real estate was doing quite well, and when both steel and real estate were in difficulties, hospitality gave me the support and courage to go on. With the passage of time, the steel business improved and even real estate started doing well, but hospitality was in trouble due to the pandemic. Today, all my three verticals are doing very well.

CI: ***And what is the second lesson you have learnt and adapted in your business strategy to emerge as a successful entrepreneur?***

RT: In order to emerge successful, one has to be innovative. I have travelled to several countries, and have kept my eyes and ears open to new things. As a trader in steel, I knew that all the leading steel manufacturers produce hot rolled and cold rolled products. Having realised that ours is a small unit, I decided to go for an innovative product like colour-coated strips. I had seen these in China and the product fascinated me. Colour-coated strips have many advantages. They are light-weight, high on strength, have a variety of colours, are corrosion-resistant and have good processing flexibility. These characteristics make these strips extremely durable and make for less construction time, easy handling and installation. Many architects and designers prefer such strips as they offer a wide choice of colours and can be easily modelled into unique shapes. But as they are sold in small quantities, large steel mills don't manufacture them. Hence, I decided to take up the manufacture of these colour-coated strips. Though they are bought in small quantities, there is very good demand for them and the growth potential is tremendous. I went for these strips and after my experience so far, I realised that I have taken the right decision. Now I have to devise imaginative and effective marketing plans to capture the widening markets for them.

CI: ***And what is the third ingredient in your success therapy?***

RT: I have realised that in order to be a successful entrepreneur, one has to strive to excel in four things:

(i) Time management: Time is a precious commodity and we have to ensure that there is no waste.

(ii) Man management: Human beings are the best creation of the Almighty, but they are of varied nature and have to be managed with a lot of understanding, compassion and intelligence.

(iii) Money management: Money is a scarce commodity and it should be managed intelligently.

(iv) Idea management: One has to develop the thinking habit and learn to handle ideas beneficially.

To manage these four things is a continuing process and I always endeavor to excel in this exercise.

CI: ***Starting from scratch, you have achieved remarkable success. Is this the time to hang up your boots?***

RT: No, no. What I have achieved so far is just the beginning. We have to achieve a lot more. I have plans for the growth of all my business segments. For the steel vertical, we are aiming at backward integration. As far as land development is concerned, we would like to go for aggressive marketing of farm houses. Again, I am very fond of farming, which also has tremendous growth potential. You should not be surprised if after a few years, I go for farming with the use of modern technology. Tourism too has immense growth prospects. And we are planning ambitious expansion programmes for the hospitality sector. ■

made trading a complicated business. Having learnt the ropes of the steel trade in such trying times, Rahul started dreaming of doing something of his own and prepared a mental roadmap of the business he wanted to enter. Starting to do well in trading in steel, he ventured abroad to import steel from various countries. His overseas travels widened his mental horizons and expanded his business opportunities.

Having established himself as a trader in steel, he realised that prospects in the business were not encouraging as various government rules and regulations were major obstacles in achieving rapid growth. He thus decided to diversify into real estate.

REALTOR BY CHANCE!

Mr Timbadia's entry into the realty sector can be termed 'accidental'. While trading in steel, he become very active in the industry and on account of his leadership qualities was elected director of the Bombay Iron Merchants Association. In those days in the late 1980s, the steel market was being shifted from Mumbai (near the Masjid Bunder station) to Kalamboli in New Mumbai. CIDCO (City and Industrial Development Corporation) had allotted 600 bungalow plots in New Panvel and 2,000 warehousing plots in Kalamboli to iron and steel traders. But these traders were not willing to take up the offer as they did not want to shift from Mumbai city.

Reminisces Rahul, "When I visited the area offered to us, I was thrilled, realising the future growth prospects in this area. I persuaded and convinced our trading community that, whether they liked it or not, they must take up the offer as there was tremendous growth potential in the area."

He notes, "I could convince the traders as CIDCO had a very dynamic Marketing Manager in Mr Sabnis." They became friends as Mr Timbadia was chairman of the CIDCO Committee of the Iron Merchants' Association and was coordinating with Mr Sabnis. Coming to know of CIDCO's ambitious plans to develop the area, Mr Timbadia convinced his trading community to take up the offer of land, whether they wanted to shift there or not.

Confides Mr Timbadia, "At that time I was in two minds about my steel business as there was an acute shortage of steel in the country and we had to depend on imports on a large scale, while equally there was an acute shortage of foreign exchange. After a lot of thought, I gathered my courage in both hands, sold most of my steel business, and invested the proceeds in the available plots of land. In just a few days, I could purchase 200 acres in Panvel. I started dreaming of a foray into farm houses – a concept which was very popular in Europe as well as in Delhi and Bangalore in India. I asked myself why this concept could not become popular in Mumbai, which has a large number of millionaires.

CELEBRITY CLIENTS

"I designed a farm house scheme and started marketing these farm houses under the brand name 'Vrindavan Society'. To my pleasant surprise, there was literally a deluge of responses. Do you know who were my customers? Well-known cricketer Dilip Vengaskar, actor-comedian Paresh Rawal and cine writer Salim Khan were among the first mem-

LA TIM METAL & INDUSTRIES

On the growth trajectory

La Tim Metal & Industries, a leading manufacturing of colour-coated steel strips, has after initial teething troubles entered the growth trajectory.

Originally it was Drillco Metals Carbide Ltd promoted by entrepreneur Ramesh Khanna to manufacture carbide tips and it was listed on the BSE. However, it started facing trouble as China started dumping its products in the market and Drilco was plunged into severe financial trouble. Heavy and unbearable debt made Mr Khanna's life difficult and he had no option but to sell off his company. "He approached me and after visiting the factory at Ahmednagar in Maharashtra, I agreed to take it over. I changed the name of the company to La Tim Metal and Industries and took up the manufacture of colour-coated steel strips," reveals Rahul Timbadia, Managing Director.

Mr Timbadia acquired the company in 2010, paid off its creditors, and shifted the factory to Umergaon, Gujarat where he has several facilities. He surveyed the market, and being a practical man he decided to import colour-coated steel strips instead of setting up a manufacturing plant through backward integration and spending Rs 100 crore. Gradually, the market picked up and the company entered the growth trajectory.

During the last four years, the company has expanded its sales turnover from Rs 2.21 crore in fiscal 2018 to Rs 50 crore in fiscal 2021. The company has started paying dividends for the last two years.

100-CR SALES TARGET

Prospects for the company going ahead are buoyant. Maintains Mr Timbadia, "In fact, a golden era has started for the Indian steel industry as dumping by China has come to an end on account of the anti-dumping duty imposed by New Delhi. At the same time, demand for steel products is on the rise. At this rate, the company can easily cross the Rs 100-crore sales mark on standalone basis and Rs. 1000 crore on consolidated basis, within the next 3 to 4 years, with a corresponding improvement in earnings."

Needless to say, discerning investors have started accumulating these shares and the share price has climbed up from around Rs 38 to Rs 214 before reaching Rs 171. Observers are bullish over the scrip as the demand for colour-coated steel strips is on the rise and the company is busy devising an aggressive marketing strategy to spread its product message across the country. This in turn will lead to a spurt in the top as well as bottomline going ahead, pushing up the stock price further to over Rs 200 in the near future.

When asked where the stock price a La Tim can go, in new of the fact that the steel industry is passing through a bullish phase, Mr. Timbadia achieved his ignorance. Sorry, I know everything about steel, its trends at home as well as abroad but I don't understand how the stock prices move up and down on an exchange. I don't deal in stocks and to be frank I don't keep track about the stock price. My focus is always on my products, and their production, quality, varieties and marketing. Let me admit I don't know what is the price of La Tim stock today." ■

Performance Indicators

(Rs. in crore)

	Mar' 17	Mar' 18	Mar' 19	Mar' 20	Mar' 21
Sales	7.91	2.21	1.57	6.28	45.05
Operating profit	0.01	-0.77	-0.67	-1.02	6.78
Interest	0.37	0.02	0.01	0.15	0.07
Gross profit	-0.35	-0.66	-0.54	-1.06	7.16
Depreciation	0.02	0.11	0.08	0.27	0.22
Taxation	1.65	—	—	0.06	1.01
Net profit	6.32	-0.76	-0.62	-1.39	5.93
Equity capital	3.23	5.13	8.83	8.83	8.83
Reserves	-0.81	0.33	7.37	5.97	11.90
In rupees per share					
Book value	7,49	10.64	18.87	17.25	24.16
EPS (Rs.)	19.58	-1.49	-0.70	-1.58	6.71
Dividend (%)	—	—	—	5	5
Face value	10	10	10	10	10
Ratios (%)					
OPM	0.08	-34.84	-42.53	-16.20	15.04
GPM	-4.39	-28.00	-31.53	-16.55	15.73
NPM	79.72	-32.60	-36.28	-21.79	13.03

bers of the society. They were soon followed by leading actor Salman Khan. During the period from 1987 to 1997, there was a big boom in real estate. By the end of 1999, we had a land bank of around 2,000 acres. But again, as there were so many restrictions on land development, we decided to diversify our business activity.

"Realising that there are excellent growth prospects in the hospitality sector, we started with a 80-room hotel in Mahabaleshwar and styled it 'Sai Hotel'. This was followed up by another Sai Hotel in Malshej with 40 rooms. As there was good demand, we plan to add 20 rooms there. Our third hotel came up in Pench, 90 km from Nagpur. Initially the Pench hotel had 20 rooms, but seeing the excellent response have planned to add 35 rooms to make it a 55-room hotel. As these three hotels started doing well, we set up our fourth hotel in Goa with 27 rooms. But the Covid-19 pandemic poured cold water on our plans. Taking a practical step, we gave our Mahabaleshwar hotel to Club Mahindra on 9-year lease. All the other three hotels are doing very well and they are being looked after by my son Parth and my nephew Karna who have studied abroad and have a keen interest in the hospitality sector. We also have two modern restaurants. We feel there are very good growth prospects in the hospitality sector and hence we are devising big plans for expansion. Our hospitality business is being managed under one company, Sai Hotels Pvt Ltd."

For the group's land development activities (including farm houses) Mr Timbadia floated a company styled La Tim Lifestyles and Resorts. He sees future growth prospects not just in Mumbai or Panvel but beyond them. He points to the example of the US, "where near each big city there are towns which are developed on the same lines as big cities with the same kind of architecture and an almost similar lifestyle. I think the time is not far away for India to follow this pattern."

EYE ON FARMING!

Little wonder then that Mr Timbadia has started purchasing land in far-flung areas like Uran, Dapoli, Sindhudurg and Ratnagiri – areas which are being developed by the government. He says, "For example, ambitious plans have been made for Sindhudurg where even an airport has been made operational, beaches are being beautified and roads are being built. Seeing this, we have bought 25 acres in Sindhudurg. Let me reveal that farming is on my radar for the future as I see tremendous scope there also."

Meanwhile, Mr Timbadia came across an offer to take over a metal company, Drilco Metal Carbide, which was on the verge of closing down as the owner was acutely short of finances. Rahul didn't think twice before acquiring the BSE-listed company. With this acquisition, he not only fulfilled his dream of becoming an industrialist but was also a first-gen one as there was no industrialist in his family. Thanks to his sharp business acumen, far-sightedness and deep understanding of the metal trade, Rahul succeeded in staging a remarkable turnaround of the company and expanded his business operations.

During one of his visits to China, he saw colour-coated steel sheets. His fertile mind realised that there was very good scope for such sheets in India. He started importing these sheets from China and Japan, and subsequently took up their manufacture at his own factory which was shifted from Ahmednagar in Maharashtra to Umargaon in Gujarat. Such sheets come last in the steel 'heirarchy' – which goes from iron ore to long and flat products, cold rolled, galvanised and then PPGI – pre-painted galvanised steel. Though big companies also manufacture colour-coated sheets, their focus is on other items that give volume. Thus their production of coloured coated strips is rather small. Again, large companies are not interested in producing and marketing small quan-

tities of designer products, which can be easily taken up by relatively small and medium-sized companies. The biggest advantage for companies like La Tim is that they can easily cater to a particular segment in a more efficient and cost-effective manner.

DUTY BONANZA

Thanks to the imposition of anti-dumping duty on imported sheets, small and medium Indian companies have started experiencing a boom, which Mr Timbadia describes as a 'golden era' for the steel industry in India. He maintains, "La Tim is a great beneficiary of such a situation. We are engaged in the manufacture of flat products and are used in furniture, roofing for machinery and other capital goods, unlike long products which are used in the construction sector. Among flat products, the last category is colour-coated sheets. Future prospects for this segment are bright. Today, throughout the world, the use of colour-coated sheets is on the increase and in India too they are gradually replacing galvanised sheets."



According to Mr. Timbadia, today one can get many shades of colour and different designs, which increase the aesthetic value of the place where these sheets are used. Besides, they have a longer life span. As colour- coated sheets are made after galvanised sheets which follow cold-rolled sheets, these processes make the colour-coated sheets weather-proof. In fact, any adverse atmospheric effect is reduced to a minimum.

Reveals Mr. Timbadia, "In view of the rising popularity of these sheets, we will have a plant dedicated to such production and will use cold-rolled sheets as raw material."

TURNOVER ZOOMS

Mr Timbadia's sharp business acumen, his deep understanding of the steel industry and his aggressive marketing policies have changed the fortunes of the company which was on the verge of closure when he acquired it over 10 years ago. During the last four years, the company's turnover has expanded by about five times - from Rs 2.21 crore in fiscal 2018 to Rs 45.05 crore in fiscal 2021, in striking contrast to a loss of Rs 76 lakh in fiscal 2018.

La Tim's future prospects are all the more promising as demand for colour-coated steel strips is on the rise. Mr Timbadia explains, "In India, the southern region is a very big market for this product of the company as most of the main players like Jindal Steel, Essar Steel and Tata Steel are located either in the eastern, western or northern sector. But we cater to that market either through imported goods or goods made in our own factory and sent though the coastal route to south India. This has turned out to be an extremely viable and profitable model for us."

He adds, "The long-term outlook for the steel industry is buoyant as India is on the growth path and the government is promoting policies like Atmanirbhar Bharat and Make in India, and is increasing its stress on infrastructural development, etc. And steel is the commodity that is directly and proportionately connected to the growth of the nation."

According to him, the company is now focusing on establishing the marketing for a pan-India network of colour-coated sheets.

BRIGHT FUTURE

Mr Timbadia maintains that he is satisfied with his progress so far and hopeful about future prospects. "I feel the difficult period characterised by the licence, permit, quota raj, the teething troubles for our business and pandemic era are over. With liberalisation and globalisation as well as progressive and pragmatic nation-building policies like Atmanirbhar Bharat and Make in India, and the thrust on infrastructure development, we are excited about our business prospects going ahead. At La Tim Metal, we are planning backward integration. For land development, we see a bright future ahead. We are devising ambitious expansion plans for our hospitality division. I expect our group turnover, which is around Rs 600 crore at present, will cross the Rs 1,000-crore mark within the next five years," says a confident Mr Timbadia, with a glint in his eyes. ■

Scoreboard

Given here is the latest possible information about companies selected from about 104 industry segments. A list of all the companies included in this score board is given at the end in alphabetical order.

The figures are audited and are for the last year. Where the latest year's figures are not available, the score board carries the results of the previous year.

The figures are given in two sections. The first section carries the figures for the previous accounting year and the second section carries performance for the current year so far, ie, either for the first quarter or for the half-year or for three quarters.

COMPANY CODE	Co. code is a BSE code number
SALES	Sales turnover is net of excise duty.
EQUITY	The latest issued capital
PH	Promoters' holding is in percentage
BOOK VALUE	Book value per share is worked out by dividing the sum total of issued equity capital and reserves (excluding revaluation reserves) by the number of equity shares.
BONUS ISSUE	The score board mentions only the last bonus issue with the ratio.
OPM	Operating profit is total income minus total expenditure. It is, in fact, the profit before interest, depreciation and taxation. OPM is operating profit as a per centage of sales.
NET PROFIT	Net profit is profit after taxation.
EPS	Earning per share. This is arrived at by dividing net profit (after deducting preference dividend if any and dividend tax) by the number of equity shares.
RONW	Return on net worth, i.e., net earning divided by paid-up capital plus reserves
PRICES	52-week high/low prices are the market prices after adjusting for rights/bonus issues.
P/E RATIO	Price/Earning ratio is arrived at by dividing the market price by EPS.
RECOMMENDATIONS	B=Buy, H=Hold, S=Sell, SW=Switch, BP=Book profit, SNBL=Sell now, buy later, AAED=Accumulate at every decline TS=Trading Suspended

"If you want to be a successful investor in stock markets, study fundamentals before taking an investment decision. Don't go by market rumours and casual, unauthentic tips."

Corporate Scoreboard

Co. Code	Name of the company (Face value)	Year ended	Equity (Rs cr)	PH (%) (Latest)	Last bonus yr/ratio	Sales (Rs cr)	OPM (%)	NP (Rs cr)	Div (%)	EPS (Rs)	Book value (Rs)	RONW (%)	Market price 52-week H/L	Market price as on 30/03/2022	P/E ratio	Cumulative/Unaudited Period ended	Cumulative/Unaudited Sales (Rs cr)	Cumulative/Unaudited NP (Rs cr)	Cumulative/Unaudited EPS (Rs)	We Reco.
1 - ABRASIVES AND GRINDING WHEELS																				
513375	Carborundum Univ (C) (1)	2103	18.94	42.0	05/1:1	2631.71	17.50	294.52	300.0	15.50	112.40	15.02	1035/462	755.00	38.10	211209	2455.46	291.60	14.57	AAED
506076	Grindwell Norton (C) (5)	2103	55.36	58.0	16/1:1	1637.91	19.80	239.18	190.0	21.60	123.00	14.97	2025/860	1790.00	69.30	211209	1453.89	204.92	18.60	
504879	Orient Abrasives (1)	2103	11.96	64.0	09/1:01	302.17	10.20	11.37	15.0	1.00	20.20	9.86	40/19	29.20	48.10	211209	189.31	4.68	0.39	H
2 - AGRICULTURE-SEEDS																				
536493	J K Agri (10)	2103	4.64	65.0		223.78	8.80	9.93	15.0	21.40	291.90	-	1032/490	612.00	55.60	211209	176.83	3.42	7.39	H
532899	Kaveri Seed Comp (C) (2)	2103	12.07	56.0	-	1036.31	28.80	310.50	200.0	51.50	206.30	22.44	817/467	542.00	15.20	211209	903.39	224.61	28.38	
3 - AIR - CONDITIONERS																				
523398	Johnson Controls - Hitachi (10)	2103	27.19	74.0	-	1646.54	7.20	27.68	-	10.20	265.50	13.10	2700/1667	1784.00	108.00	211209	1464.85	0.44	0.20	
4 - ALUMINIUM / PRODUCTS										-										
500440	Hindalco Industries (C) (1)	2103	224.63	35.0	96/1:2	131985.00	13.20	5504.42	300.0	24.50	296.20	6.65	635/321	630.00	12.60	211209	139295.00	9879.00	46.50	AAED
	MMP Industries (C) (10)	2103	25.40	73.0	-	230.78	12.10	17.45	10.0	6.90	82.30	10.21	221/77	196.00	23.50	211209	294.89	19.81	7.80	B
532234	National Aluminium (C) (5)	2103	918.32	52.0	11/1:1	8955.79	19.90	1299.41	-	7.10	58.10	1.32	133/52	121.00	7.81	211209	9839.99	1925.95	10.49	AAED
526747	P G Foils (10)	2103	8.11	58.0	-	251.65	6.00	15.29	-	18.80	221.30	11.36	506/75	312.00	5.59	211209	316.27	46.98	57.93	AAED
5 - AUTOMOBILES - OEM-DIVERSIFIED																				
500477	Ashok Leyland (C) (1)	2103	293.55	52.0	11/1:1	19454.10	12.10	-340.59	60.0	-	26.80	4.25	154/93	114.00	-	211209	16310.18	-443.30	-1.70	B
505200	Eicher Motors (C) (1)	2103	27.34	49.0	-	8720.35	20.40	1346.89	1700.0	49.30	418.40	19.36	2995/2110	2379.00	40.80	211209	7104.51	1066.46	39.01	AAED
500495	Escorts (C) (10)	2103	134.83	37.0	87/3:5	7014.42	16.10	871.46	75.0	64.60	372.80	14.79	1927/1100	1694.00	27.60	211209	5359.92	545.63	55.48	
500033	Force Motors (C) (10)	2103	13.18	62.0		1988.19	0.70	-123.63	50.0	-	1394.40	4.13	1740/970	1040.00	-	211209	2358.95	-48.22	-36.65	B
500520	Mahindra & Mahindra (C) (5)	2103	621.60	20.0	17/1:1	74277.78	17.90	4777.41	175.0	38.40	335.00	0.68	979/671	776.00	17.60	211209	64236.17	4644.88	39.07	B
532500	Maruti Suzuki (C) (5)	2103	151.04	56.0	-	70372.00	7.60	4389.10	900.0	145.30	1738.00	6.71	9050/6400	7464.00	69.50	211209	61580.60	2003.70	66.33	
505192	SML ISUZU (10)	2103	14.47	44.0	-	591.48	-11.60	-133.49	-	-	176.60	-	845/430	505.00	-	211209	582.55	-88.34	-61.04	
500570	Tata Motors (C) (2)	2103	664.06	42.0	95/3:5	249794.75	12.90	365.12	-	1.10	166.10	-	537/268	438.00	-	211209	200014.56	-10316.71	-27.18	B
531266	VST Tillers (10)	2103	8.64	55.0	10/1:2	764.24	12.00	90.77	200.0	105.10	722.60	4.68	3458/1720	2396.00	22.90	211209	635.50	77.21	89.37	
6 - AUTOMOBILES - OEM - 2 & 3 WHEELERS																				
531795	Atul Auto (C) (5)	2103	10.97	53.0	12/1:2	295.90	-2.60	-8.18	-	-	136.60	18.84	270/146	167.00	-	211209	220.58	-19.75	-8.76	AAED
532977	Bajaj Auto (C) (10)	2103	289.37	54.0	10/1:1	27741.08	17.80	4857.02	1400.0	167.80	942.50	23.18	4348/3027	3654.00	18.30	211209	25169.87	4639.71	160.40	H
500182	Hero Motocorp (C) (2)	2103	39.95	35.0	98/1:1	30959.19	13.20	2917.75	5250.0	146.00	771.60	21.82	3090/2147	2378.00	18.40	211209	22054.73	1708.49	85.37	AAED
500267	Majestic Auto (C) (10)	2103	10.40	75.0		56.84	70.40	19.93	-	19.20	404.70	-	176/92	129.00	7.80	211209	37.34	10.26	9.87	
532343	TVS Motor Co (C) (1)	2103	47.51	57.0	10/1:1	19420.82	11.50	601.05	350.0	12.70	80.50	20.21	814/495	622.00	36.60	211209	17770.11	456.21	10.09	AAED
7 - AUTO-ANCILLARIES - (MAJOR)																				
500008	Amara Raja Batt (C) (1)	2103	17.08	28.0	08/1:2	7149.78	15.60	646.83	1100.0	37.90	246.50	18.52	870/520	556.00	15.80	211209	6516.19	413.72	24.22	B
505010	Automotive Axles (10)	2103	15.11	71.0	-	905.57	7.20	25.57	45.0	16.90	366.70	7.85	1695/941	1552.00	37.80	211209	938.33	35.51	23.50	AAED
500530	Bosch Ltd. (C) (10)	2103	29.49	70.0	86/1:1	9716.23	10.80	1114.49	1150.0	377.90	3327.10	12.17	19250/13225	14053.00	30.70	211209	8470.58	866.48	294.10	AAED
543276	Craftsman Auto (C) (5)	2103	10.56	60.0	-	1559.95	28.10	96.97	-	45.90	494.40	11.47	2778/1115	2106.00	28.60	211209	1560.35	111.63	54.59	H
540153	Endurance Techno. (C) (10)	2103	140.66	75.0		6547.02	15.90	528.73	60.0	37.60	192.50	19.85	1989/1083	1123.00	29.60	211209	5470.34	324.52	23.07	H
500086	Exide Industries (C) (1)	2103	85.00	46.0	03/1:1	15296.89	10.30	809.90	200.0	9.50	85.60	12.54	205/139	152.00	17.70	211209	9266.69	404.01	6.56	B
505744	Federal-Mogul Go. (C) (10)	2103	55.63	75.0	96/1:2	1107.16	9.90	3.43	-	0.60	147.50	4.18	359/202	264.00	53.30	211209	987.08	36.38	6.00	AAED
532768	FIEM Ind. (C) (10)	2103	13.16	67.0	-	1221.16	10.90	48.99	160.0	37.20	432.60	15.00	1378/525	909.00	13.50	211209	1082.74	60.45	45.94	H
505714	Gabriel India (1)	2103	14.36	53.0	12/1:1	1699.94	6.30	54.46	90.0	3.80	45.00	13.55	168/96	112.00	17.60	211209	1647.66	62.60	4.36	B
520051	Jamna Auto (C) (1)	2103	39.85	49.0		1079.48	12.30	72.96	75.0	1.80	14.60	9.47	125/60	99.20	30.00	211209	1091.98	83.96	2.11	H
520066	Jay Bharat Maruti (C) (5)	2103	10.83	59.0	06/1:1	1499.07	9.10	26.23	25.0	12.10	207.70	6.76	269/98	145.00	18.70	211209	1384.81	14.14	3.27	
520057	Jtekt India (C) (1)	2103	24.45	75.0	06/1:1	1332.97	7.70	11.73	15.0	0.50	24.50	5.11	133/70	74.50	37.90	211209	1126.63	25.63	0.93	B
517206	Lumax Inds (C) (10)	2103	9.35	75.0	94/3:2	1425.98	7.00	18.15	70.0	19.40	492.40	16.33	1820/862	872.00	19.00	211209	1201.94	12.20	13.06	
532539	Minda Ind (C) (2)	2103	54.39	71.0	18/2:1	6373.74	11.40	205.66	43.0	7.60	83.00	9.03	1260/459	920.00	74.90	211209	5897.92	256.46	7.52	AAED
517334	Motherson Sumi (C) (1)	2103	315.79	62.0	18/1:2	57369.91	7.50	708.62	150.0	2.20	39.80	10.51	224/120	135.00	41.70	211209	46351.25	1050.87	1.23	AAED
520043	Munjal Showa (2)	2103	8.00	65.0	98/1:1	1085.37	2.20	26.14	225.0	6.50	160.40	4.35	175/97	99.10	36.20	211209	763.69	5.11	1.28	
520021	Omax Autos (10)	2103	21.39	57.0	02/5:1	161.49	-25.80	-57.91	-	-	134.10	-	74/37	43.60	-	211209	139.91	-19.66	-9.20	
540293	PRICOL (C) (1)	2103	12.19	37.0	04/1:2	1413.11	12.60	15.83	-	1.30	41.30	-	140/65	128.00	39.80	211209	1137.71	37.95	3.11	H
532661	Rane (Madras) (C) (10)	2103	14.57	65.0		1267.39	2.40	-61.14	-	-	211.70	-	490/307	348.00	-	211209	1236.49	13.20	8.80	H
520008	Rico Auto (C) (1)	2103	13.53	50.0	02/1:1	1469.94	6.00	-9.79	20.0	-	44.80	3.65	62/31	31.50	13.90	211209	1346.38	15.05	1.10	H
541163	Sandhar Technologies (C) (10)	2103	60.19	70.0	-	1863.57	10.10	57.75	23.0	9.60	134.00	7.53	333/174	219.00	17.20	211209	1640.12	36.44	6.05	AAED
543358	Sansera Engineering (C) (2)	2103	10.28	37.0	-	1549.27	17.70	107.63	-	20.90	169.10	13.24	890/548	608.00	32.40	211209	1414.71	94.52	18.08	B
535602	Sharda Motor (C) (2)	2103	5.95	73.0		1736.54	7.40	66.65	26.0	22.40	144.90	10.92	955/324	742.00	16.80	211209	1637.46	105.23	35.39	
543300	Sona BLW Precision (C) (10)	2103	583.29	67.0	-	1566.30	27.90	225.35	-	3.90	27.50	18.16	840/295	665.00	141.00	211209	1580.63	256.88	4.42	H
517168	Subros (C) (2)	2103	13.05	37.0	04/1:1	1795.65	8.60	47.38	35.0	7.30	121.90	7.90	430/283	330.00	51.20	211209	1557.55	15.85	2.43	H
520056	Sundaram Clayton (C) (5)	2103	10.12	75.0	09/1:1	20298.73	11.70	332.20	520.0	164.20	1435.60	14.66	5124/2821	3649.00	16.80	211209	18689.02	516.49	137.03	
541578	Varroc Eng. (C) (1)	2103	15.28	85.0		11302.75	3.70	-501.34	-	-	198.20	0.01	458/260	342.00	-	211209	9109.10	-790.93	-51.95	H
533023	WABCO India (5)	2103	9.48	75.0	-	1863.50	11.00	103.80	220.0	54.70	1053.00	7.40	8780/5861	7544.00	107.00	211209	1761.36	85.47	45.06	AAED
590073	Wheels India (C) (10)	2103	24.06	55.0	18/1:1	2413.37	5.90	1.82	10.0	0.80	274.60	5.65	1039/405	519.00	16.40	211209	2778.76	48.28	20.66	

B - Buy, H - Hold, S - Sell, SW - Switch, BP - Book Profit, SNBL - Sell Now, Buy Later, PH - Promoters' Holding,
NT -Not traded, XB - Ex-Bonus, XS - EX-Split, AAED-Accumulate at every decline, TS - Trading Suspended

Corporate Scoreboard

Co. Code	Name of the company (Face value)		Year ended	Equity (Rs cr)	PH (%) (Latest)	Last bonus yr/ratio	Sales (Rs cr)	OPM (%)	NP (Rs cr)	Div (%)	EPS (Rs)	Book value (Rs)	RONW (%)	Market price 52-week H/L	Market price as on 30/03/2022	P/E ratio	Cumulative/Unaudited Period ended	Cumulative/Unaudited Sales (Rs cr)	Cumulative/Unaudited NP (Rs cr)	Cumulative/Unaudited EPS (Rs)	We Reco.
8 - AUTO-ANCILLARIES - (MEDIUM / SMALL)																					
531147	Alicon Castalloy	(C) (5)	2103	6.96	63.0	-	848.57	9.80	-1.93	-	-	227.90	5.47	999/405	704.00	31.30	211209	757.48	10.96	7.13	H
505036	Auto Corp of Goa	(10)	2103	6.09	56.0	-	115.70	-18.60	-12.49	-	-	273.90	5.60	1198/360	967.00	-	211209	166.90	-1.52	-2.51	H
500039	Banco Products	(C) (2)	2103	14.30	68.0	07/1:1	1532.58	11.60	113.73	100.0	15.90	115.80	9.52	225/133	137.00	7.52	211209	1459.22	112.23	15.69	B
505688	Bharat Gears	(10)	2103	9.31	55.0	-	503.03	7.10	-7.70	-	-	79.30	-	190/65	146.00	7.25	211209	538.75	20.48	21.28	AAED
505681	Bimetal Bearings	(C) (10)	2103	3.83	75.0	89/1:1	158.46	2.60	3.82	80.0	10.00	487.50	0.29	475/269	311.00	27.10	211209	142.43	1.89	4.95	B
540124	GNA Axles	(C) (10)	2103	21.47	67.0	-	889.59	16.20	70.62	50.0	32.90	241.10	12.43	1112/339	498.00	10.90	211209	969.99	70.64	32.91	H
590043	Harita Seating	(C) (10)	2003	7.77	66.0	07/1:1	743.66	6.90	13.80	-	17.80	246.90	17.28	790/705	767.00	82.30	201209	214.20	-4.24	-5.47	
509635	Hind. Composites	(C) (5)	2103	7.38	75.0	17/1:2	184.59	15.00	19.72	40.0	13.40	528.40	1.13	375/234	269.00	17.50	211209	165.92	17.20	11.65	AAED
590065	I M P A L	(C) (10)	2103	12.48	31.0	12/1:1	531.53	8.50	52.89	100.0	42.40	1154.60	3.84	940/611	760.00	17.20	211209	469.15	38.59	30.86	
532240	India Nippon	(C) (5)	2103	11.31	66.0	11/2:5	481.23	9.40	39.64	120.0	17.50	199.40	11.08	642/326	429.00	21.60	211209	417.04	31.05	13.72	H
513252	Jay Ushin	(10)	2103	3.86	56.0	-	576.58	3.60	-4.00	-	-	187.90	0.39	628/387	468.00	11.60	211209	468.57	8.04	20.82	H
532605	JBM Auto	(C) (2)	2103	23.65	68.0	14/1:1	1982.04	10.30	49.30	30.0	10.40	156.80	10.22	676/135	457.00	52.40	211209	2136.81	70.56	14.92	AAED
532796	Lumax Auto Techn	(C) (2)	2103	13.63	56.0	-	1107.93	8.80	47.55	150.0	7.00	77.90	12.34	210/128	168.00	16.50	211209	1090.99	56.59	7.10	H
538962	Minda Corp.	(C) (2)	2103	47.82	68.0		2367.94	9.20	93.53	33.0	3.90	42.90	8.79	217/91	203.00	47.70	211209	2028.18	116.02	3.54	H
520059	Munjal Auto	(C) (2)	2103	20.00	75.0	17/1:1	2134.38	3.90	20.63	-	2.10	31.10	1.48	217/41	41.00	16.40	211209	1547.80	19.16	1.92	
532934	PPAP Automotive	(C) (10)	2103	14.00	64.0	-	322.20	10.20	2.10	10.0	1.50	221.30	6.17	339/174	193.00	50.10	211209	299.29	-1.64	-1.17	
532987	Rane Brake Lin.	(10)	2103	7.73	67.0		423.39	14.20	31.80	250.0	41.10	307.40	15.69	1209/577	617.00	16.80	211209	351.25	14.01	18.12	H
532988	Rane Engine Val.	(10)	2103	6.72	55.0		301.85	-1.30	-28.32	-	-	156.50	-	386/235	241.00	-	211209	273.34	-11.85	-17.64	
522207	Rasandik Eng.	(10)	2103	5.98	46.0	-	136.84	9.70	-5.77	-	-	164.60	-	197/56	136.00	-	211209	149.35	-2.73	-4.58	AAED
543325	Rolex Rings	(10)	2103	27.23	58.0	-	616.33	15.80	75.11	-	27.60	149.00	24.76	1394/995	1200.00	24.90	211209	727.93	92.81	35.81	
505075	Setco Automotive	(C) (2)	2103	26.75	59.0	10/1:1	359.26	-2.80	-90.33	-	-	-12.60	-	25/12	14.20	-	211209	278.82	-230.81	-15.02	
532776	Shivam Autotech	(2)	2103	20.00	75.0	15/1:1	487.41	15.90	-22.53	-	-	11.30	-	44/14	29.00	-	211209	359.71	-17.88	-1.79	
513262	Steel Str. Wheels	(5)	2103	15.61	60.0	-	1749.42	11.60	49.25	20.0	31.60	446.20	3.72	995/312	790.00	12.20	211209	2496.69	156.57	50.16	AAED
590072	Sundaram Brake	(10)	2103	3.93	66.0	-	236.85	3.20	6.00	-	15.30	229.40	3.03	490/309	340.00	-	211209	213.96	-3.48	-8.87	
532509	Suprajit Eng	(C) (1)	2103	13.84	45.0	10/1:1	1640.86	14.40	142.71	175.0	10.30	71.50	15.41	478/240	340.00	27.30	211209	1334.56	124.44	8.98	B
500464	Ucal Fuel System	(C) (10)	2103	22.11	70.0	04/1:1	686.73	9.70	28.86	20.0	13.10	162.10	6.31	206/109	112.00	9.68	211209	614.84	22.17	10.03	H
505163	Z F Steering	(10)	2103	9.07	67.0	05/1:1	201.48	9.10	8.85	-	9.80	415.30	-	575/356	406.00	17.80	211209	207.36	15.26	16.82	B
9 - AVIATION																					
539448	InterGlobe Aviation	(C) (10)	2103	384.91	75.0		14640.63	-0.10	-5806.43	-	-	2.90	-	2380/1503	2004.00	-	211209	17910.18	-4480.04	-116.35	
500285	Spicejet	(C) (10)	2103	601.35	60.0		5171.45	3.60	-1029.89	-	-	-43.30	-	87/53	55.50	-	211209	4733.09	-1259.23	-20.94	
10 - BANKS - PUBLIC SECTOR																					
532134	Bank of Baroda	(C) (2)	2103	1034.27	72.0	-	88729.92	41.10	1488.88	-	2.90	159.30	-	119/61	108.00	11.00	211209	65309.73	5818.14	11.25	B
532149	Bank of India	(C) (10)	2103	3276.92	89.0	-	48350.00	45.90	2082.75	-	6.40	123.90	-	87/43	46.80	6.65	211209	28377.77	2804.44	7.44	H
532525	Bank of Maharashtra	(C) (10)	2103	6560.16	92.0	-	14495.15	38.50	571.46	-	0.90	16.80	-	32/17	17.40	12.20	211209	9593.12	796.74	1.20	B
532483	Canara Bank	(C) (10)	2103	1646.74	79.0	-	93659.75	27.40	2890.60	-	17.60	340.50	-	273/124	225.00	6.47	211209	69738.47	4206.03	24.38	B
532885	Central Bank	(C) (10)	2103	8680.94	92.0	-	25991.84	38.70	-1000.11	-	-	27.10	-	29/15	18.20	-	211209	17392.13	733.53	0.84	B
500116	IDBI Bank	(C) (10)	2103	10752.40	98.0	01/3:5	24803.63	36.50	1513.97	-	1.40	28.90	-	65/33	44.20	19.60	211209	13709.21	1799.01	1.67	B
532814	Indian Bank	(C) (10)	2103	1129.37	88.0	-	45648.54	43.20	3058.81	20.0	27.10	322.90	4.73	195/96	149.00	3.84	211209	29027.15	3117.49	25.77	H
532388	Indian Overseas Bank	(10)	2103	18902.41	96.0	-	22524.55	28.20	831.47	-	0.40	9.90	-	29/12	17.60	22.10	211209	12515.34	1157.16	0.63	H
533295	Pun & Sind Bank	(10)	2103	4052.67	83.0	-	7876.72	5.10	-2732.90	-	-	18.40	-	22/14	15.20	7.22	211209	6047.29	692.95	1.71	H
532461	Punjab Nat Bank	(C) (2)	2103	2202.20	86.0	-	94990.85	43.70	2561.98	-	2.30	81.40	-	48/31	35.00	9.11	211209	57151.90	3430.91	3.22	B
500112	SBI	(C) (01)	2103	892.46	58.0	-	383970.62	21.30	21455.02	400.0	24.00	282.10	-	549/321	498.00	11.90	211209	298938.41	25824.75	28.94	B
532505	UCO Bank	(10)	2103	9918.34	94.0	-	18166.42	28.50	167.04	-	0.20	17.20	-	16/11	11.30	19.40	211209	11208.66	617.59	0.54	H
532477	Union Bk of India	(C) (10)	2103	6834.75	89.0	-	83210.54	39.10	2863.40	-	4.20	92.00	-	54/32	38.00	5.19	211209	62400.22	3708.23	5.49	AAED
11 - BANKS - PRIVATE SECTOR																					
540611	AU Small Finance	(10)	2103	312.26	29.0		6401.60	40.50	1170.68	-	37.50	197.70	18.59	1421/910	1206.00	39.90	211209	4937.01	783.75	25.04	
532215	Axis Bk.	(C) (2)	2103	612.85	16.0	-	80847.94	35.30	7195.50	-	23.50	338.10	2.41	867/626	721.00	17.50	211209	50637.54	9730.35	31.64	
541153	Bandhan Bank	(10)	2103	1610.28	61.0		14633.27	39.60	2205.46	10.0	13.70	108.10	22.91	365/230	300.00	-	211209	9999.55	-1776.54	-11.03	AAED
532210	City Union Bank	(1)	2103	73.88	-	18/1:10	4839.45	47.40	592.82	30.0	8.00	79.10	9.40	184/109	126.00	14.10	211209	3054.86	551.20	7.46	AAED
542867	CSB Bank	(10)	2103	173.49	50.0	-	2273.04	38.00	218.35	-	12.60	116.80	-	374/201	214.00	9.96	211209	1518.75	327.83	18.90	
532772	Dev. Credit Bank	(10)	2103	310.45	15.0	-	3916.71	55.30	335.79	-	10.80	113.40	11.18	114/67	72.20	8.89	211209	2930.09	174.07	5.60	
532180	Dhanlaxmi Bank	(10)	2103	253.01	-	-	1072.23	46.80	37.19	-	1.50	28.70	-	20/11	12.00	17.10	211209	782.18	12.48	0.49	H
543243	Equitas Small Fin	(10)	2103	1146.01	81.0	-	3612.43	44.50	384.20	-	3.40	29.80	12.51	76/44	51.60	23.50	211209	2563.43	161.22	1.41	
500469	Federal Bank	(C) (2)	2103	399.26	-	15/1:1	16271.94	53.40	1664.33	35.0	8.30	82.60	11.14	108/70	98.50	11.00	211209	10695.23	1383.64	6.72	B
500180	HDFC Bank	(C) (1)	2103	551.52	26.0	-	155885.28	47.90	31833.21	-	57.70	380.40	16.50	1725/1292	1433.00	22.00	211209	123734.95	27609.74	49.90	
532174	ICICI Bank	(C) (2)	2103	1383.65	-	17/1:10	161336.48	-2.20	18384.32	100.0	26.60	223.20	8.28	867/531	710.00	22.20	211209	70407.41	17391.16	25.10	B
539437	IDFC First Bank	(C) (10)	2103	6201.87	40.0		18221.95	37.60	483.18	-	0.80	33.70	-	62/37	38.40	-	211209	12619.05	-220.00	-0.35	
532187	IndusInd Bank	(C) (10)	2103	773.53	15.0	-	35500.68	36.30	2930.10	50.0	37.90	558.20	14.86	1242/811	930.00	17.40	211209	28465.16	3404.39	43.99	
532209	J & K Bank	(C) (1)	2103	71.35	68.0	-	8839.50	46.90	428.45	-	6.00	81.40	-	48/22	33.80	4.53	211209	6000.53	391.36	4.72	AAED
532652	Karnataka Bank	(C) (10)	2103	310.87	-	02/1:1	7727.48	41.00	482.46	18.0	15.50	213.70	7.95	81/51	56.70	4.28	211209	5339.78	377.79	12.15	AAED

Corporate Scoreboard

Co. Code	Name of the company (Face value)		Year ended	Equity (Rs cr)	PH (%) (Latest)	Last bonus yr/ratio	Sales (Rs cr)	OPM (%)	NP (Rs cr)	Div (%)	EPS (Rs)	Book value (Rs)	RONW (%)	Market price 52-week H/L	Market price as on 30/03/2022	P/E ratio	Cumulative/Unaudited Period ended	Cumulative/Unaudited Sales (Rs cr)	Cumulative/Unaudited NP (Rs cr)	Cumulative/Unaudited EPS (Rs)	We Reco.
590003	Karur Vysya Bank	(2)	2103	159.86	2.0	18/1:10	6527.07	39.70	359.39	25.0	4.50	87.10	3.77	61/38	45.60	6.50	211209	4178.40	459.80	5.75	B
500247	Kotak Mahindra Bank	(C) (5)	2103	991.19	26.0	15/1:1	56703.73	4.00	9990.20	18.0	50.40	425.40	13.78	2253/1626	1735.00	31.90	211209	24902.27	8197.57	41.34	AAED
540065	RBL Bank	(C) (10)	2103	598.02	-	-	10609.87	29.10	529.47	-	8.90	211.80	5.53	226/118	129.00	-	211209	6244.10	-330.92	-5.53	
532218	South Ind. Bank.	(1)	2103	209.27	-	08/1:4	8490.93	44.80	61.91	-	0.30	26.20	2.04	14/7	7.58	-	211209	4951.11	-227.06	-1.08	H
543279	Suryoday Small Fin.	(10)	2103	106.14	28.0	-	875.62	33.50	11.84	-	1.10	146.10	0.89	281/89	92.50	-	211209	705.24	-44.92	-4.23	
542904	Ujjivan Small Fin. Bank	(10)	2103	1728.22	83.0	-	3116.89	24.90	8.30	-	-	17.20	14.69	35/14	15.20	-	211209	1994.57	-541.11	-3.13	
532648	Yes Bank	(C) (2)	2103	5010.98	-	-	23475.39	18.80	-3488.93	-	-	13.20	-	17/10	12.40	-	211209	14072.03	692.18	0.28	B
12	**- BEARINGS**																				
523828	Menon Bearings	(1)	2103	5.60	71.0	16/1:5	147.87	22.20	18.80	150.0	3.40	17.60	16.11	113/49	87.00	20.20	211209	143.79	17.75	3.17	AAED
530367	NRB Bearings	(C) (2)	2103	19.38	49.0	10/1:1	762.40	13.60	54.06	25.0	5.60	53.40	6.89	190/95	114.00	12.70	211209	688.58	58.15	5.81	AAED
505790	Schaeffler India	(2)	2112	31.26	74.0	95/1:2	5560.51	17.50	629.12	800.0	40.20	233.80	9.54	2000/965	1921.00	47.70	-	-	-	-	H
500472	SKF India	(10)	2103	49.44	53.0	89/1:1	2670.73	15.70	297.73	145.0	60.20	316.30	14.59	4245/2078	3486.00	44.10	211209	2626.88	285.47	57.70	H
522113	Timken India	(10)	2103	75.22	68.0		1410.52	17.90	143.18	15.0	19.00	178.60	16.87	2305/1225	2170.00	63.10	211209	1535.80	205.70	27.35	AAED
13	**- BIOTECH SECTOR**																				
	Ajooni Biotech	(10)	2103	10.01	52.0	-	51.04	3.20	0.37	-	0.40	16.40	2.37	85/30	60.90	53.40	-	-	-	-	AAED
532523	Biocon Ltd	(C) (5)	2103	600.00	61.0	19/1:1	7105.80	23.30	741.19	-	6.20	63.50	10.95	424/315	349.00	59.70	211209	5775.20	487.70	3.44	B
524669	Hester Bioscience	(C) (10)	2103	8.51	54.0	12/1:2	214.33	31.60	36.71	100.0	43.20	268.40	15.24	3180/1881	2516.00	49.40	211209	178.53	30.47	35.83	
531349	Panacea Biotec	(C) (1)	2103	6.13	74.0	-	624.81	12.30	-146.30	-	-	-37.30	-	454/161	161.00	-	211209	520.50	-159.56	-26.05	H
543213	Rossari Biotech	(C) (2)	2103	11.01	68.0	-	709.35	17.40	79.90	25.0	14.50	128.70	22.98	1621/889	901.00	59.00	211209	1044.04	73.31	13.37	AAED
543329	Windlas Biotech	(C) (5)	2103	10.90	60.0	-	427.60	11.40	31.57	-	14.50	167.10	15.45	452/210	216.00	16.10	211209	343.79	23.30	11.61	AAED
14	**- CABLES & WIRES**																				
517330	CMI	(10)	2103	16.03	44.0		201.70	-12.40	-54.16	-	-	77.70	1.21	70/30	30.00	-	211209	59.70	-103.86	-64.80	
532941	Cords Cable Ind.	(10)	2103	12.93	52.0	-	323.37	10.70	4.36	-	3.40	112.70	7.87	83/38	51.60	10.40	211209	304.98	4.51	3.52	AAED
500144	Finolex Cables	(C) (2)	2103	30.59	36.0	99/1:1	2768.11	13.40	461.46	275.0	30.20	223.30	13.62	609/350	372.00	10.50	211209	2581.29	374.67	24.50	B
517569	KEI Inds	(C) (2)	2103	17.97	40.0	-	4181.54	11.00	273.31	100.0	30.40	197.90	22.44	1265/475	1186.00	30.90	211209	3941.61	260.03	28.90	H
542652	Polycab India	(C) (10)	2103	149.14	69.0	-	8926.54	13.10	874.04	100.0	58.60	318.80	22.35	2772/1322	2351.00	40.50	211209	8233.77	591.94	39.30	
532374	Sterlite Technologies	(C) (2)	2103	79,.33	55.0	10/1:1	4825.18	16.80	279.06	100.0	7.00	50.10	26.00	318/170	225.00	42.80	211209	4172.29	72.39	2.13	AAED
504212	Universal Cables	(C) (10)	2103	34.70	62.0	95/1:1	1280.67	7.10	67.23	10.0	19.40	327.30	9.02	218/123	141.00	6.30	211209	1219.31	43.80	12.62	B
517015	Vindhya Telelink	(C) (10)	2103	11.85	43.0	-	1502.06	13.90	270.08	100.0	227.90	2266.60	10.79	1499/765	1033.00	4.86	211209	966.12	137.21	115.78	AAED
15	**- CASTINGS**																				
532683	AIA Eng.	(C) (2)	2103	18.86	58.0	-	2881.49	22.70	566.12	450.0	60.00	450.00	15.88	2222/1475	168.00	28.40	211209	2473.21	425.59	45.07	H
500128	Electrosteel Casting(I)	(C) (1)	2103	59.46	55.0	00/1:1	3470.56	16.30	234.22	25.0	3.90	49.90	8.15	48/24	40.00	9.48	211209	3694.95	234.57	3.94	B
532864	Nelcast	(C) (2)	2103	17.40	75.0		610.96	6.90	9.04	10.0	1.00	49.40	7.55	100/58	60.70	37.40	211209	653.88	7.46	0.86	
539006	PTC Industries	(C) (10)	2103	5.24	63.0		163.35	21.40	4.35	-	8.30	296.40	4.84	5469/1435	4547.00	272.00	211209	128.24	8.18	15.63	
504605	Uni Abex Alloy	(10)	2103	1.98	64.0	-	105.02	19.50	10.69	100.0	54.10	281.20	12.17	808/361	589.00	9.24	211209	98.72	8.36	42.33	AAED
16	**- CAUSTIC SODA/SODA ASH**																				
500117	DCW	(2)	2103	52.21	47.0	-	1464.26	14.30	3.79	-	0.10	26.30	-	66/25	42.00	19.20	211209	1747.50	59.73	2.29	B
500171	GHCL	(C) (10)	2103	95.01	19.0	-	2900.09	21.90	326.12	55.0	34.30	261.50	19.49	578/215	561.00	11.00	211209	2511.37	375.43	34.76	AAED
530001	Guj Alkalies	(C) (10)	2103	73.44	46.0	87/1:5	2429.48	14.70	165.74	80.0	22.60	731.80	7.47	924/335	898.00	17.60	211209	2617.25	339.08	46.17	B
507753	TGV Sraac	(10)	2103	107.09	63.0		1008.72	14.00	29.72	-	2.80	57.00	9.45	76/24	75.60	11.90	211209	990.91	65.77	6.14	AAED
17	**- CEMENT**																				
500410	ACC	(C) (10)	2112	187.79	54.0	96/3:5	16151.67	18.50	1903.63	580.0	101.40	762.00	13.01	2589/1782	2064.00	20.40	-	-	-	-	AAED
500425	Ambuja Cement	(C) (2)	2112	397.13	63.0	05/1:2	28965.46	21.30	2845.01	315.0	14.30	127.70	10.51	443/274	298.00	20.80	-	-	-	-	AAED
518091	Anjani Portland	(10)	2103	25.29	75.0	-	407.20	28.40	84.98	50.0	33.60	137.00	15.65	532/202	247.00	10.70	211209	549.58	40.26	15.92	
500335	Birla Corp	(C) (10)	2103	77.01	63.0	91/1:2	6785.45	19.60	681.30	100.0	88.50	605.60	13.35	1650/867	1003.00	13.30	211209	5197.01	287.51	37.34	AAED
542216	Dalmia Bharat	(C) (2)	2103	37.42	56.0	-	10522.00	26.50	1231.00	67.0	65.80	674.80	1.77	2548/1278	1358.00	22.00	211209	7895.00	575.00	28.11	
502137	Deccan Cements	(5)	2103	7.00	56.0	94/1:1	757.95	23.20	115.13	100.0	82.20	403.30	14.05	847/392	529.00	6.76	211209	605.65	87.37	62.38	
500292	Heidelberg Cement	(10)	2103	226.61	69.0		2116.67	23.90	314.95	80.0	13.90	65.90	21.57	285/178	188.00	14.30	211209	1676.93	158.65	7.00	AAED
530005	India Cements	(C) (10)	2103	309.90	28.0	96/1:1	4510.55	17.50	206.77	10.0	6.70	184.10	0.71	260/155	205.00	45.60	211209	3457.94	89.04	2.71	B
532644	J K Cements Ltd.	(C) (10)	2103	77.27	58.0	-	6606.10	23.30	709.72	150.0	91.90	483.60	18.09	3838/2135	2347.00	25.80	211209	5740.70	479.77	62.09	
500380	J K Lakshmi Cement	(C) (5)	2103	58.84	46.0	72/1:2	4727.44	19.70	432.97	75.0	36.80	178.00	15.65	816/386	430.00	11.00	211209	3820.06	289.22	23.78	
502157	Mangalam Cement	(10)	2103	26.69	22.0	-	1298.26	19.90	108.98	15.0	40.80	255.40	14.03	544/252	378.00	10.80	211209	1133.80	60.22	21.90	B
502168	NCL Ind.	(C) (10)	2103	45.23	42.0		1383.68	20.40	145.45	40.0	32.20	147.00	9.83	305/144	177.00	7.08	211209	1194.57	78.74	17.40	B
543334	Nuvoco Vistas Corp.	(C) 10	2103	357.16	71.0	-	7488.84	19.80	-16.65	-	-	233.50	-	578/295	368.00	325.00	211209	6387.85	2.97	0.09	AAED
535754	Orient Cement	(01)	2103	20.49	37.0		2324.09	23.70	214.19	200.0	10.50	63.70	7.96	186/95	142.00	10.00	211209	1929.12	190.01	9.27	
500338	Prism Johnson	(C) (10)	2103	503.36	75.0	-	5587.14	11.10	176.47	-	3.50	24.70	0.18	160/110	116.00	25.50	211209	4452.45	24.10	1.24	B
500260	Ramco Cements	(C) (1)	2103	23.59	43.0	08/1:1	5291.00	29.40	783.64	300.0	33.20	243.00	12.66	1133/690	740.00	17.80	211209	4309.01	762.91	33.00	H
502090	Sagar Cements	(C) (10)	2103	23.50	51.0	-	1371.32	29.20	186.02	65.0	79.20	512.60	3.06	319/140	253.00	23.20	211209	1095.15	75.47	6.42	
526521	Sanghi Ind.	(10)	2103	251.00	70.0	-	939.23	25.60	78.17	-	3.10	71.50	3.88	84/40	44.90	18.70	211209	774.26	34.31	1.37	B
502175	Saurashtra Cement	(C) (10)	2103	69.89	74.0		673.71	17.00	72.29	18.0	10.30	74.80	15.96	139/56	64.00	10.80	211209	543.58	9.84	1.41	
500387	Shree Cement	(C) (10)	2103	36.08	63.0	-	13476.33	30.10	2285.87	600.0	633.50	4267.50	13.45	32050/21650	24140.00	34.80	211209	10645.32	1677.53	464.15	H

Corporate Scoreboard

Co. Code	Name of the company (Face value)		Year ended	Equity (Rs cr)	PH (%) (Latest)	Last bonus yr/ratio	Sales (Rs cr)	OPM (%)	NP (Rs cr)	Div (%)	EPS (Rs)	Book value (Rs)	RONW (%)	Market price 52-week H/L	Market price as on 30/03/2022	P/E ratio	Cumulative/Unaudited Period ended	Cumulative/Unaudited Sales (Rs cr)	Cumulative/Unaudited NP (Rs cr)	Cumulative/Unaudited EPS (Rs)	We Reco.
532538	UltraTech Cement	(C) (10)	2103	288.63	60.0	-	44725.80	25.70	5496.71	370.0	190.40	1530.40	15.31	8269/5629	6644.00	29.50	211209	36831.55	4720.51	163.81	AAED
18	**- CEMENT PRODUCTS**																				
508906	Everest Industries	(C) (10)	2103	15.64	51.0	95/1:2	1217.92	9.20	56.39	75.0	36.00	325.10	3.07	784/275	725.00	22.40	211209	990.38	38.06	24.33	H
509675	HIL	(C) (10)	2103	7.49	41.0	89/1:1	3043.57	13.40	214.25	400.0	286.00	1328.30	14.77	6758/2867	3840.00	13.00	211209	2570.80	159.79	213.13	AAED
504741	Ind Hume Pipe	(2)	2103	9.69	70.0	16/1:1	1241.40	9.50	42.00	100.0	8.70	124.40	13.41	253/166	180.00	11.40	211209	1128.65	38.00	7.85	
532369	Ramco Inds	(C) (1)	2103	8.67	54.0	09/1:1	1209.35	15.90	278.75	100.0	32.20	402.00	5.28	367/200	201.00	5.40	211209	1067.26	106.31	30.72	AAED
532841	Sahyadri Ind.	(10)	2103	9.56	66.0	-	472.00	19.50	61.69	50.0	64.50	256.30	15.28	885/284	437.00	6.06	211209	412.92	51.74	54.12	B
19	**- CERAMICS - TILES/SANITARYWARE**																				
532888	Asian Granito	(C) (10)	2103	34.05	34.0	-	1292.30	10.50	57.00	5.0	16.70	183.80	8.89	176/96	103.00	5.87	211209	1085.37	80.02	19.68	B
532443	Cera Sanitary	(C) (5)	2103	6.50	54.0	10/1:1	1224.33	12.90	100.77	260.0	77.50	670.30	15.42	6450/3650	4652.00	41.90	211209	1035.91	100.05	75.74	
543327	Exxaro Tiles	(10)	2103	44.74	42.0	-	255.15	18.60	15.28	-	3.40	60.40	11.90	173/98	111.00	32.50	211209	225.91	10.60	2.61	
500187	HSIL	(2)	2103	12.94	54.0	05/2:3	1852.59	15.10	88.06	200.0	13.60	190.70	3.70	353/141	309.00	19.40	211209	1601.14	70.16	10.84	H
500233	Kajaria Ceramics	(C) (1)	2103	15.91	48.0	-	2780.90	18.30	308.05	1000.0	19.40	117.50	15.53	1379/851	970.00	37.80	211209	2603.44	285.51	17.69	
532722	Nitco	(C) (10)	2103	71.86	53.0	-	326.96	-13.70	-126.93	-	-	-10.10	-	42/17	22.70	-	211209	290.09	-88.89	-12.36	
530365	Orient Bell	(C) (10)	2103	14.37	62.0	07/5:4	502.48	6.60	5.91	5.0	4.10	173.50	1.28	670/200	508.00	32.20	211209	438.36	15.67	10.89	
523483	Pacific Ind.	(C) (10)	2103	3.45	74.0	-	178.26	10.60	10.44	-	30.30	1061.80	3.02	815/143	448.00	8.18	211209	230.04	16.46	47.78	
531548	Somany Ceramics	(C) (2)	2103	8.48	52.0	95/2:1	1650.46	11.30	70.42	120.0	16.60	154.60	4.71	970/405	658.00	24.60	211209	1477.67	72.85	16.84	
20	**- CHEMICALS - DYES & PIGMENTS**																				
532853	Asahi Songwon	(C) (10)	2103	12.03	66.0		283.08	17.90	28.93	35.0	24.10	189.20	11.55	447/226	289.00	13.80	211209	292.28	11.36	12.21	B
500027	Atul	(C) (10)	2103	29.59	45.0	91/1:4	3731.47	24.60	655.76	200.0	221.60	1293.30	22.42	10975/6901	10118.00	46.60	211209	3710.47	468.18	158.18	H
530803	Bhageria Ind.	(C) (5)	2103	21.82	70.0	19/1:1	401.98	25.80	62.66	70.0	14.40	103.50	-	329/136	231.00	14.30	211209	423.63	52.50	12.03	B
524370	Bodal Chemicals	(C) (2)	2103	24.50	58.0		1226.43	7.10	41.98	40.0	3.40	79.60	10.23	150/85	106.00	12.80	211209	1453.32	69.81	6.27	B
532967	Kiri Ind.	(C) (10)	2103	51.83	42.0		957.03	8.60	252.48	-	48.70	461.20	21.78	679/405	505.00	6.32	211209	1080.05	43.68	79.49	B
506655	Sudarshan Chem	(C) (2)	2103	13.85	43.0	14/1:1	1864.11	15.40	141.11	300.0	20.40	107.40	22.31	794/505	529.00	26.40	211209	1560.71	85.30	12.30	AAED
506685	Ultramarine & Pig	(C) (2)	2103	5.84	52.0	05/3:5	308.19	24.40	55.78	250.0	19.10	157.90	-	518/285	316.00	16.30	211209	368.21	45.56	15.60	H
21	**- CHEMICALS - LARGE**																				
524208	Aarti Inds	(C) (5)	2103	87.12	47.0	19/1:1	4506.10	21.80	523.47	90.0	30.00	201.00	18.88	1168/648	923.00	26.80	211209	5244.32	1113.67	30.72	B
500042	BASF India	(10)	2103	43.29	73.0	98/1:2	9558.34	8.10	288.07	100.0	66.50	412.60	2.31	3930/1922	2919.00	25.30	211209	9710.17	444.99	102.80	H
543336	Chemplast Sanmar	(C) (5)	2103	79.05	55.0	-	3798.73	25.20	422.00	-	26.70	-37.90	-80.08	826/444	620.00	23.20	211209	4085.04	417.02	28.67	
506401	Deepak Nitrite	(C) (2)	2103	27.28	45.0	14/1:1	4359.75	28.60	775.81	275.0	56.90	172.10	46.57	3020/1533	2174.00	27.20	211209	4929.84	799.43	58.61	B
540935	Galaxy Surfactants	(C) (10)	2103	35.45	71.0		2784.06	16.10	302.14	180.0	85.20	367.10	23.82	3600/2400	2922.00	42.60	211209	2632.77	164.38	46.36	H
500184	Himadri Speciality Chem.	(C) (1)	2103	41.90	49.0	-	1679.46	7.80	47.48	15.00	1.10	42.80	11.54	69/41	62.40	36.90	211209	1962.84	43.85	1.05	B
524164	IOL Chemicals	(10)	2103	58.71	44.0		1966.98	30.10	444.56	60.0	75.70	214.70	56.93	725/293	377.00	8.89	211209	1636.64	137.91	23.49	B
524330	Jayant Agro-Organics	(C) (5)	2103	15.00	66.0	17/1:1	1638.85	5.90	47.99	20.0	16.00	126.90	-	324/126	257.00	8.82	211209	1996.69	67.11	21.42	B
543277	Laxmi Organic	(C) (2)	2103	52.73	73.0	-	1768.45	12.40	127.21	25.0	4.80	39.20	17.41	628/171	403.00	45.20	211209	2204.32	198.99	7.55	AAED
523457	Linde India	(C) (10)	2112	85.28	75.0	85/1:3	2111.96	29.50	307.64	135.0	36.10	318.30	6.81	3670/1504	3611.00	102.00	-	-	-	-	AAED
506590	PCBL	(C) (2)	2103	34.47	54.0	84/2:5	2659.52	19.50	313.63	350.0	18.20	112.30	16.68	279/175	225.00	9.12	211209	3227.59	338.08	19.02	B
532725	Solar Ind.(I) Ltd.	(C) (2)	2103	18.10	73.0	-	2515.63	20.50	276.35	300.0	30.50	174.50	20.36	2938/1198	2767.00	68.70	211209	2649.65	280.68	30.21	AAED
22	**- CHEMICALS - MEDIUM/SMALL**																				
540025	Advanced Enzyme	(C) (2)	2103	22.36	58.0	-	501.84	46.10	146.20	45.0	13.10	86.80	17.03	504/257	294,	25.90	211209	397.64	98.54	8.51	B
524598	Aksharchem (India)	(10)	2103	8.20	63.0		246.48	9.70	12.50	35.0	15.20	339.80	5.92	614/210	362.00	15.40	211209	268.06	13.23	16.13	B
506767	Alkyl Amines	(2)	2103	10.20	74.0	97/1:1	1242.44	34.50	295.34	320.0	57.90	124.30	41.72	4749/2153	2869.00	54.00	211209	1117.16	178.51	34.96	H
543349	Ami Organic	(C) 10	2103	36.44	41.0	-	340.61	23.60	54.26	-	14.90	128.10	38.93	1438/764	884.00	59.40	211209	379.17	50.66	16.08	AAED
543275	Anupam Rasayan	(C) (10)	2103	99.92	65.0	-	810.89	23.90	70.42	5.0	7.00	157.50	6.59	1108/472	868.00	68.00	211209	764.25	106.07	10.62	H
523694	Apcotex Inds	(2)	2103	10.37	58.0	15/1:1	540.64	12.70	44.16	175.0	8.50	58.90	6.05	460/172	370.00	21.20	211209	685.76	67.90	13.10	H
530999	Balaji Amines	(C) (2)	2103	6.48	53.0	07/1:1	1311.46	28.50	238.19	200.0	73.50	276.00	17.00	5224/1670	2994.00	28.20	211209	1541.30	287.05	80.15	AAED
532834	Camlin Fine Sci.	(C) (1)	2103	12.76	23.0	-	1187.10	15.30	50.96	-	4.00	50.40	8.05	231/116	149.00	36.60	211209	1022.86	45.54	3.57	AAED
530871	Chembond Chem	(C) (5)	2103	6.72	65.0	10/1:1	274.45	6.60	20.34	45.0	15.10	218.00	0.69	287/166	181.00	14.40	211209	254.95	11.99	8.80	B
543233	Chemcon Speciality	(10)	2103	36.63	74.0	-	243,49	33.30	56.44	-	15.40	96.60	22.57	569/261	284.00	18.20	211209	174.49	41.46	11.32	B
506390	Clariant Chemicals	(10)	2103	23.08	51.0	-	730.77	21.70	40.58	2050.0	17.60	176.40	7.83	643/365	467.00	28.30	211209	636.82	27.12	11.75	H
543318	Clean Science	(C) (1)	2103	10.62	78.0	-	512.43	50.60	198.61	250.0	18.70	50.80	45.05	2705/1422	1972.00	95.60	211209	480.28	166.12	15.64	H
526821	Dai-Ichi Karkaria	(C) (10)	2103	7.45	64.0	-	97.42	-6.30	-24.08	30.0	-	228.80	-	540/285	357.00	-	211209	90.57	-16.45	-22.34	H
506405	Dharmsi Morarji	(C) (10)	2103	24.94	53.0	-	200.15	17.70	32.58	15.0	13.10	69.40	24.14	421/276	366.00	32.20	211209	227.58	17.61	7.06	AAED
532707	Dynemic Products	(C) (10)	2103	11.33	41.0		205.59	21.10	28.49	-	25.20	138.00	20.48	770/432	594.00	27.10	211209	180.15	19.01	16.79	
500123	Elantas Beck India	(10)	2112	7.93	75.0	-	522.13	15.50	60.19	50.0	75.90	636.40	14.93	4377/2851	3352.00	44.20	-	-	-	-	
500650	Excel Inds	(C) (5)	2103	6.29	53.0	95/1:2	749.47	16.10	71.09	225.0	56.50	648.70	13.73	1819/776	1506.00	13.80	211209	813.35	116.41	92.61	B
541557	Fine Organic	(C) (5)	2103	15.33	75.0		1133.22	17.60	120.32	220.0	39.20	238.50	29.43	4489/2250	3975.00	71.80	211209	1259.39	137.79	44.94	AAED
533333	Fineotex Chem.	(C) (2)	2103	22.15	71.0	15/1:1	218.51	18.60	42.59	15.0	3.80	18.90	12.54	180/58	161.00	35.70	211209	246.83	39.89	3.49	AAED
500150	Foseco India	(10)	2112	6.39	75.0	-	338.01	12.90	32.67	-	51.10	326.60	8.73	1790/1130	1390.00	27.20	-	-	-	-	
509567	Goa Carbon	(10)	2103	9.15	60.0	97/1:1	352.79	1.80	-4.81	-	-	83.30	-	598/272	547.00	17.20	211209	491.56	22.57	24.67	AAED
532457	Gulshan Polyols	(1)	2103	4.69	68.0	-	766.03	17.10	62.46	100.0	13.30	77.90	6.91	429/90	365.00	18.90	211209	808.49	73.80	15.73	H

Corporate Scoreboard

Co. Code	Name of the company (Face value)	Year ended	Equity (Rs cr)	PH (%) (Latest)	Last bonus yr/ratio	Sales (Rs cr)	OPM (%)	NP (Rs cr)	Div (%)	EPS (Rs)	Book value (Rs)	RONW (%)	Market price 52-week H/L	Market price as on 30/03/2022	P/E ratio	Cumulative/Unaudited Period ended	Cumulative/Unaudited Sales (Rs cr)	Cumulative/Unaudited NP (Rs cr)	Cumulative/Unaudited EPS (Rs)	We Reco.
543433	HP Adhesives (10)	2103	18.37	71.0	-	118.16	10.10	10.06	-	5.50	80.40	-	505/315	386.00	70.60	211209	114.17	5.25	2.86	
524648	Indo Amines (C) (5)	2103	35.35	69.0	15/1:1	540.53	11.40	37.41	11.0	10.60	45.70	25.55	187/41	95.40	18.30	211209	572.23	20.75	5.81	B
524342	Indo Borax (C) (1)	2103	3.21	55.0	-	144.15	30.50	34.26	100.0	106.80	538.50	12.51	208/58	133.00	11.10	211209	129.28	25.86	8.06	H
507580	IVP (10)	2103	10.33	71.0	96/1:2	289.68	5.60	4.50	10.0	4.40	73.30	-	202/91	147.00	10.80	211209	385.76	10.35	10.02	AAED
	Jocil (10)	2103	8.88	55.0		565.37	3.60	13.61	30.0	15.30	220.80	7.05	320/139	181.00	15.50	211209	537.93	6.40	7.21	B
538896	Kanchi Karpooram (10)	2103	4.34	46.0	-	184.11	44.20	62.69	40.0	144.30	395.40	50.40	1365/656	693.00	7.70	211209	188.64	26.32	60.61	B
506528	Keltech Energies (10)	2103	1.00	54.0	-	220.19	5.60	3.81	15.0	38.10	638.70	7.84	994/463	541.00	11.70	211209	240.11	3.30	33.03	
514418	Mangalam Organics (10)	2103	8.56	55.0		338.26	37.80	84.97	15.0	99.20	294.00	38.56	1300/485	909.00	9.23	211209	366.35	52.42	61.21	B
543332	Meghmani Finchem (C) (10)	2103	41.55	71.0	-	828.60	31.50	100.84	-	24.30	113.90	21.31	1065/386	949.00	21.20	211209	1052.14	153.69	36.99	AAED
500298	National Peroxide (C) (10)	2103	5.75	71.0	06/3:2	215.01	16.90	27.78	125.0	48.30	1856.20	1.81	2900/1472	1606.00	92.00	211209	175.98	5.48	9.54	H
532504	Navin Fluorine (C) (2)	2103	9.90	31.0	-	1179.39	26.60	246.81	550.0	49.90	330.00	21.02	4339/2432	4035.00	79.20	211209	1044.42	187.91	37.95	AAED
542665	Neogen Chemicals (C) (10)	2103	23.33	64.0	-	336.42	19.10	31.33	23.0	13.40	78.40	18.47	1934/757	1641.00	107.00	211209	330.45	28.99	12.43	AAED
524774	NGL Fine-Chem (C) (05)	2103	3.09	65.0		257.97	30.90	56.72	35.0	91.80	249.90	10.35	3789/1501	1805.00	19.00	211209	248.00	43.13	69.82	H
506532	Nitta Gelatin India (C) (10)	2103	9.08	74.0	13/1:3	396.26	11.20	17.39	30.0	19.10	190.60	7.77	338/156	275.00	10.90	211209	364.37	21.74	22.82	
500078	Oriental Aromatics (C) (5)	2103	16.83	74.0	18/1:1	708.84	21.90	101.94	50.0	30.30	165.60	20.16	1148/549	752.00	38.90	211209	665.92	42.81	12.72	AAED
506579	Oriental Carbon (C) (10)	2103	9.99	52.0	-	373.86	31.10	79.00	140.0	79.10	533.70	16.43	1324/751	798.00	13.10	211209	317.31	39.30	37.50	H
532626	Pondy Oxides (10)	2103	5.81	46.0		1004.27	2.30	10.78	25.0	18.50	277.50	11.84	749/200	684.00	9.42	211209	1057.73	37.72	64.90	H
526247	Premier Explosives (C) (10)	2103	10.75	41.0	07/1:10	152.20	4.20	-1.87	-	-	171.90	-	348/134	309.00	46.60	211209	138.17	5.11	4.76	B
530117	Privi Speciality (C) (10)	2103	39.06	74.0	14/1:10	1276.56	16.70	99.84	20.0	25.60	185.00	16.73	2268/819	1815.00	60.10	211209	1026.86	67.46	17.27	H
524480	Riddhi Siddhi GI (C) (10)	2103	7.13	75.0	-	497.65	6.00	-13.69	-	-	2037.60	2.23	519/243	354.00	21.90	211209	476.30	6.48	23.53	
539450	S H Kelkar (C) (10)	2103	141.32	57.0	-	1321.95	18.10	135.36	10.0	9.60	67.30	6.99	207/110	140.00	11.00	211209	1113.56	135.81	9.86	AAED
530125	Samrat Pharma Chem. (10)	2103	3.09	49.0	-	179.02	4.80	5.35	-	17.30	95.90	19.14	578/131	500.00	13.10	211209	161.65	10.19	32.98	
540728	Sayaji Ind. (C) (5)	2103	3.16	75.0	-	558.86	9.20	16.52	20.0	26.10	148.30	-	309/151	220.00	5.74	211209	553.40	14.78	23.41	B
524324	Seya Ind. (10)	2103	26.57	75.0	-	44.01	-1.90	-9.71	-	-	324.40	5.23	85/35	35.90	43.20	211209	41.30	-0.80	-0.30	AAED
539334	Shree Pushkar Chem. (C) (10)	2103	30.84	65.0		354.93	12.20	28.54	10.0	9.30	109.90	12.13	308/133	290.00	24.60	211209	391.90	41.52	13.47	B
543389	Sigachi Ind. (C) (10)	2103	74.40	48.0	-	192.76	20.10	30.26	-	9.80	74.40	38.11	648/275	295.00	30.10	211209	177.74	28.40	11.47	
532842	Sree Rayalaseema Hypo (C) (10)	2103	17.16	62.0		910.83	14.30	60.57	30.0	35.30	226.00	12.16	523/229	481.00	10.50	211209	853.09	65.44	38.13	AAED
524542	Sukhjit Starch & Chemicals (C) (10)	2103	14.76	63.0	19/1:1	698.70	9.30	20.91	30.0	14.20	225.40	8.80	547/185	535.00	12.70	211209	809.91	53.13	36.00	B
530845	Sunshield Chem (10)	2103	7.35	62.0	-	198.65	14.90	14.18	-	19.30	35.60	-	699/185	673.00	32.80	211209	177.26	24.68	33.57	AAED
543321	Tatva Chintan (C) (10)	2103	22.17	79.0	-	300.36	22.00	52.29	-	23.60	176.40	36.87	2978/2001	2300.00	51.20	211209	335.11	78.36	36.82	AAED
524582	Tirupati Starch (10)	2103	7.00	57.0	-	199.99	4.60	1.03	-	1.50	39.70	6.74	81/33	71.40	6.74	211209	227.94	4.06	5.80	AAED
506687	Transpek Ind (C) (10)	2103	5.59	59.0	92/3:5	339.40	13.90	23.30	75.0	41.70	680.00	22.58	2695/1298	1973.00	17.00	211209	456.40	54.09	96.85	AAED
532384	Tyche Ind. (10)	2103	10.25	62.0		78.24	31.30	20.72	10.0	20.20	93.60	25.54	270/124	141.00	15.10	211209	48.95	7.79	7.61	H
524408	Universal Starch (10)	2103	4.20	54.0	-	296.37	5.90	6.36	-	15.10	97.50	-	162/63	139.00	6.01	211209	326.59	6.92	16.48	AAED
540145	Valiant Organic (C) (10)	2103	27.15	46.0		754.81	27.20	114.56	50.0	42.20	359.60	40.88	1848/791	916.00	24.10	211209	810.81	90.84	30.27	B
531717	Vidhi Speciality (1)	2103	4.99	64.0		266.41	19.70	36.56	80.0	7.30	32.30	26.35	444/171	404.00	35.50	211209	392.05	44.91	8.99	H
530961	Vikas Eco Tech (1)	2103	64.38	33.0		116.18	3.90	-14.35	-	-	2.80	-	7/1	5.62	-	211209	167.33	0.16	-	H
524129	Vinyl Chemicals (1)	2103	1.83	51.0	-	404.15	3.40	11.35	375.0	6.20	37.10	7.81	331/111	260.00	19.70	211209	744.57	20.36	11.13	H
516072	Vishnu Chemicals (C) (10)	2103	11.95	75.0	-	678.68	11.40	34.49	10.0	28.90	164.10	14.70	1799/262	1624.00	30.50	211209	735.28	52.82	44.22	
532660	Vivimed Labs (C) (2)	2103	16.58	34.0	-	861.47	2.80	-77.80	-	-	47.50	-	41/15	15.00	-	211209	176.15	-49.31	-5.95	H
541167	Yasho Ind. (10)	2103	10.90	74.0	-	359.44	13.60	21.48	5.0	19.70	72.40	23.15	2099/265	1890.00	44.60	211209	430.20	39.19	35.42	AAED
23	**- CIGARETTES/TOBACCO PRODUCTS**																			
500163	Godfrey Phillips (C) (2)	2103	10.40	72.0	93/1:1	2542.75	22.10	305.65	1200.0	58.80	496.60	12.82	1410/832	1031.00	12.60	211209	2375.44	334.16	64.30	
530299	Kothari Products (C) (10)	2103	29.84	75.0	16/1:2	3117.05	-2.30	-56.31	-	-	375.40	3.22	161/57	128.00	4.98	211209	2869.89	4.66	1.57	
509966	VST Inds (10)	2103	15.44	32.0	91/3:5	1110.98	37.00	310.79	1140.0	201.30	609.10	41.89	3895/2786	3067.00	15.50	211209	1160.45	233.04	150.91	
24	**- COMPRESSORS**																			
522074	Elgi Equipments (C) (1)	2103	31.69	32.0	00/1:1	1924.05	11.20	102.49	80.0	3.20	27.40	5.49	423/179	273.00	58.10	211209	1797.09	105.36	3.33	AAED
500210	Ingersoll-Rand (10)	2103	31.57	74.0	94/1:1	617.73	17.90	72.35	30.0	22.90	142.80	20.84	1717/675	1696.00	50.10	211209	688.14	80.92	25.63	AAED
505283	Kirloskar Pneumatic (10)	2103	12.86	54.0	87/1:1	823.26	13.70	63.84	175.0	9.90	91.60	10.87	514/241	419.00	33.40	211209	622.78	30.56	4.74	AAED
505368	Revathi Equipment (C) (10)	2103	3.07	73.0	98/1:1	132.24	4.40	5.22	-	17.00	595.80	8.09	959/456	675.00	29.70	211209	128.74	6.11	19.95	H
25	**- COMPUTERS - HARDWARE**																			
533146	D - Link (I) (C) (2)	2103	7.10	51.0	-	726.55	5.80	31.35	90.0	8.80	75.00	14.07	195/94	136.00	11.90	211209	646.53	30.57	8.61	B
500179	HCL Infosystems (C) (2)	2103	65.84	63.0	95/1:2	352.75	-71.30	-196.73	-	-	-7.30	-	31/7	18.60	-	211209	85.10	46.31	1.41	AAED
532419	Smartlink Network (C) (2)	2103	2.00	74.0		72.89	12.80	9.22	-	9.20	189.50	-	254/78	117.00	14.70	211209	51.76	4.65	4.45	AAED
500408	Tata Elxsi (10)	2103	62.28	45.0	17/1:1	1826.16	28.60	368.12	240.0	59.10	217.10	25.65	9180/2620	9119.00	112.00	211209	1789.06	389.66	62.57	H
26	**- COMPUTERS - SOFTWARE (LARGE)**																			
532541	Coforge (C) (10)	2103	60.58	31.0	07/1:2	4662.80	16.60	469.36	130.0	77.50	407.00	19.76	6135/2776	4374.00	45.40	211209	4689.10	489.90	74.89	H
532175	Cyient (C) (5)	2103	55.02	22.0	10/1:1	4132.40	13.90	363.80	340.0	33.10	268.70	13.37	1292/621	906.00	21.20	211209	3353.20	368.10	33.64	B
532281	HCL Technologies (C) (2)	2103	542.73	60.0	15/1:1	75379.00	26.60	11145.00	600.0	41.10	220.80	23.66	1378/891	1164.00	28.70	211209	63054.00	9924.00	36.51	B
532859	Hinduja Global (C) (10)	2103	20.88	68.0	-	5588.92	13.80	347.58	400.0	166.50	998.50	12.75	1974/745	1035.00	7.24	211209	2398.23	417.27	198.00	B
500209	Infosys (C) (5)	2103	2130.39	13.0	18/1:1	100472.00	27.80	19297.22	540.0	45.30	164.20	29.38	1954/1311	1868.00	36.50	211209	89365.00	16451.00	38.96	B

Corporate Scoreboard

Co. Code	Name of the company (Face value)		Year ended	Equity (Rs cr)	PH (%) (Latest)	Last bonus yr/ratio	Sales (Rs cr)	OPM (%)	NP (Rs cr)	Div (%)	EPS (Rs)	Book value (Rs)	RONW (%)	Market price 52-week H/L	Market price as on 30/03/2022	P/E ratio	Cumulative/Unaudited Period ended	Cumulative/Unaudited Sales (Rs cr)	Cumulative/Unaudited NP (Rs cr)	Cumulative/Unaudited EPS (Rs)	We Reco.
540005	L&T Infotech	(C) (01)	2103	17.48	75.0	-	12369.80	22.00	1936.10	4000.0	110.80	417.90	29.52	7595/3525	6045.00	49.80	211209	11367.10	1661.00	94.85	H
532819	MindTree Ltd.	(C) (10)	2103	164.72	13.0	16/1:1	7967.80	20.80	1110.50	250.0	67.40	262.20	19.52	5060/1951	4261.00	46.90	211209	7627.90	1179.80	71.60	H
526299	MphasiS Ltd	(C) (10)	2103	187.10	52.0	05/1:1	9722.31	18.50	1216.81	650.0	65.00	348.80	21.37	3660/1603	3980.00	46.80	211209	8683.77	1038.82	55.48	H
532466	Oracle Fin.	(C) (5)	2103	43.06	74.0		4983.94	49.50	1761.86	4000.0	204.60	795.30	25.42	5145/3080	3480.00	16.10	211209	3944.67	1407.08	163.33	B
533179	Persistent System	(C) (10)	2103	76.43	31.0	15/1:1	4187.89	16.30	450.68	200.0	59.00	365.80	13.88	4988/1815	4758.00	57.90	211209	4072.89	489.39	64.04	H
539978	Quess Corp	(C) (10)	2103	147.68	72.0	-	10836.90	4.40	46.32	70.0	3.10	158.70	9.42	990/527	616.00	92.20	211209	9899.73	174.37	11.34	H
532540	TCS	(C) (1)	2103	369.91	72.0	18/1:1	164177.00	28.20	33323.01	3800.0	90.10	231.40	39.45	4046/3004	3723.00	36.50	211209	141163.00	28490.00	76.77	B
532755	Tech Mahindra	(C) (5)	2103	484.24	36.0	15/1:1	37855.10	18.00	4428.00	600.0	45.70	257.20	19.13	1838/937	1487.00	28.00	211209	32529.70	4084.80	46.23	B
507685	Wipro	(C) (2)	2103	1095.83	74.0	19/1:3	61934.90	23.80	10796.40	50.0	19.70	100.20	17.40	740/405	601.00	27.20	211209	58233.40	9150.90	16.73	B
504067	Zensar Techno	(C) (2)	2103	45.13	49.0	10/1:1	3781.39	17.70	334.06	180.0	14.80	103.80	12.57	587/255	375.00	22.50	211209	3089.90	290.80	12.68	B
27 - COMPUTERS - SOFTWARE (MEDIUM / SMALL)																					
526881	63 Moon Tech.	(C) (2)	2103	9.22	46.0		160.22	-51.00	-11.52	100.0	-	663.00	-	374/68	231.00	-	211209	117.96	-65.76	-12.51	B
532268	Accelya Solutions	(C) (10)	2106	14.93	75.0	-	290.37	29.50	42.20	170.0	28.30	159.80	39.16	1540/837	962.00	23.80	211206	172.48	31.20	20.91	AAED
542752	Affle (India)	(C) (10)	2103	26.65	68.0	-	516.78	25.10	134.80	-	50.60	359.80	43.46	1511/763	1209.00	79.00	211209	808.93	145.99	11.01	
532633	Allsec Tech	(C) (10)	2103	15.24	40.0	-	276.69	23.80	35.12	150.0	23.00	174.00	19.45	749/294	560.00	26.70	211209	231.83	18.14	11.90	
532668	Aurionpro Solutions	(C) (10)	2103	22.80	27.0	-	374.02	23.20	-27.66	-	-	147.60	7.12	391/127	304.00	-	211209	367.54	54.00	22.67	AAED
532395	AXISCADES Eng.	(C) (5)	2103	18.88	67.0		523.85	12.40	20.00	-	5.30	79.10	9.93	131/39	106.00	378.00	211209	417.59	12.03	3.10	H
532400	Birlasoft	(C) (2)	2103	55.52	41.0	12/1:1	3555.72	14.90	320.83	175.0	11.60	78.50	12.13	586/216	466.00	30.30	211209	3028.90	330.74	11.87	H
532801	Cambridge Tech.	(C) (10)	2103	19.63	47.0	-	109.47	9.90	8.81	-	4.50	36.70	7.25	117/24	63.40	6.86	211209	145.91	5.83	5.25	B
538734	Ceinsys Tech.	(C) (10)	2103	11.12	58.0	17/1:10	185.23	8.60	1.99	-	1.80	80.20	27.65	253/111	158.00	35.90	211209	145.91	5.83	5.25	H
534758	Cigniti Techno.	(C) (10)	2103	28.02	36.0	-	896.53	16.20	105.35	25.0	37.60	132.90	-	678/311	429.00	12.80	211209	897.71	69.14	24.66	H
532528	Datamatics Global	(C) (5)	2103	29.47	73.0	-	1149.05	12.40	80.72	-	13.70	121.40	9.33	382/108	310.00	12.90	211209	887.75	110.41	18.98	H
532927	eclerx Services	(C) (10)	2103	34.89	50.0	15/1:3	1564.49	28.60	282.56	10.0	81.00	430.40	13.76	2970/1053	2256.00	19.20	211209	1568.68	299.35	88.05	AAED
533121	Expleo Solutions	(C) (10)	2103	10.25	54.0		300.89	23.20	50.44	-	49.20	196.90	27.41	1874/511	1631.00	36.10	211209	290.95	35.26	34.40	
532809	Firstsour Solu.	(C) (10)	2103	696.63	54.0	-	5077.98	15.50	458.05	30.0	6.60	40.20	12.21	243/107	127.00	17.10	211209	4378.16	404.14	5.96	AAED
543227	Happiest Minds	(C) (2)	2103	29.37	53.0	-	773.41	24.80	162.46	150.0	11.10	37.20	39.10	1581/523	1078.00	95.60	211209	793.08	129.09	9.07	
538835	Intellect Design	(C) (5)	2103	66.63	31.0	-	1497.46	23.70	262.77	-	19.70	104.50	1.17	906/577	897.00	36.10	211209	1368.78	255.04	19.16	H
519602	Kellton Tech.	(C) (5)	2103	48.19	61.0	18/1:1	775.63	13.90	71.10	-	7.40	43.60	18.92	135/39	84.00	11.50	211209	632.30	51.61	5.29	B
543398	Latent View	(C) (1)	2103	20.04	68.0	-	305.88	34.30	89.74	-	4.50	46.80	22.85	755/368	434.00	97.00	211209	290.36	93.94	5.55	
523704	Mastek	(C) (5)	2103	12.63	46.0	06/1:1	1721.86	21.20	209.35	180.0	82.90	339.90	16.21	3669/1153	3046.00	33.20	211209	1602.31	245.19	79.73	
540900	Newgen Software	(C) (10)	2103	69.98	66.0		672.62	28.50	126.48	35.0	18.10	95.20	13.93	755/282	484.00	21.20	211209	547.54	106.80	15.40	H
539678	Quick Heal Techno	(C) (10)	2103	64.21	73.0		333.04	42.50	106.98	40.0	16.70	117.00	10.03	320/170	177.00	10.90	211209	238.18	55.09	9.21	AAED
532735	R. Systems Int.	(C) (1)	2112	11.83	51.0	-	1155.64	13.90	141.44	570.0	12.00	38.90	21.86	355/109	257.00	21.50	-	-	-	-	H
532370	Ramco Systems	(C) (10)	2103	30.72	55.0	-	626.31	27.30	55.78	-	18.20	212.20	-	687/262	264.00	-	211209	415.13	-46.48	-15.29	B
543228	Route Mobile	(10)	2103	57.91	65.0	-	1406.17	12.40	133.32	20.0	23.00	125.20	28.94	2389/1395	1492.00	59.60	211209	1375.96	124.67	20.86	H
532663	Sasken Comm Tech	(C) (10)	2103	15.05	42.0	-	444.84	29.30	114.55	150.0	76.10	375.10	13.21	1529/842	930.00	10.70	211209	324.72	101.36	67.43	AAED
	Silver Touch Tech.	(C) (10)	2103	12.68	72.0		153.19	3.30	0.99	-	0.80	61.20	7.07	212/72	210.00	283.00	-	-	-	-	
532221	Sonata Software	(C) (1)	2103	10.52	28.0	-	4228.08	9.00	243.96	1800.0	23.20	86.10	37.97	1030/489	748.00	21.90	211209	4089.74	275.57	26.52	AAED
532890	Take Solutions	(C) (01)	2103	14.79	67.0	-	774.01	-7.60	-214.24	-	-	76.00	-	74/25	28.80	-	211209	613.97	-53.89	-3.69	H
511431	Vakrangee Soft	(C) (1)	2103	105.94	42.0	17/1:1	314.29	8.90	62.79	-	0.60	25.10	2.57	66/29	32.40	34.00	211209	569.87	79.40	0.75	
532372	Virinchi	(C) (10)	2103	38.97	45.0		354.01	25.80	3.18	-	0.80	97.60	13.30	101/17	55.60	33.00	211209	280.15	11.67	2.94	AAED
532616	Xchanging Solutions	(C) (10)	2103	111.40	91.0		195.74	28.30	62.44	-	5.60	49.90	11.77	141/60	83.40	16.80	211209	135.76	41.50	3.73	AAED
542367	Xelpmoc Design	(C) (10)	2103	14.43	54.0	-	14.05	25.20	4.08	-	2.80	59.70	7.84	514/251	273.00	-	211209	6.19	-7.88	-5.61	
28 - CONSTRUCTION - INFRASTRUCTURE (LARGE)																					
532430	BF Utilities	(C) (5)	2103	18.83	56.0	-	370.50	62.30	-3.26	-	-	-57.40	-	539/227	322.00	-	211209	334.67	54.73	7.82	B
540047	Dilip Buildcon	(C) (10)	2103	146.21	76.0	-	10168.28	21.00	252.99	10.0	17.30	267.40	10.51	750/237	238.00	-	211209	6935.91	-508.58	-35.00	
532868	DLF Ltd.	(C) (2)	2103	495.06	72.0		5414.06	25.40	1149.57	40.0	4.60	142.80	0.56	450/232	364.00	51.50	211209	4170.13	1094.78	4.43	H
543317	G R Infra Projects	(C) (5)	2103	48.34	86.0	-	7844.13	23.60	955.39	-	98.80	411.60	27.27	2277/1249	1444.00	17.30	211209	6126.56	555.35	57.44	
532708	G.V.K. Power Infra	(C) (1)	1903	157.92	54.0	-	23.21	-99.90	114.44	-	0.70	11.70	-	3/1	2.50	-	191209	20.04	47.65	0.30	
532767	Gayatri Proj.	(C) (2)	2103	37.44	47.0	-	3900.52	11.30	43.10	-	2.30	50.90	-	60/19	20.60	-	211209	2564.98	-454.62	-24.29	H
532754	GMR Infra	(C) (1)	2103	603.59	63.0		6229.38	17.30	-2547.18	-	-	-2.80	-	46/20	35.90	-	211209	3317.12	-623.36	-1.46	B
500185	HCC	(C) (1)	2103	151.30	35.0	10/1:1	8248.42	4.70	-335.99	-	-	-10.80	-	20/7	16.20	5.93	211209	7912.09	383.64	2.54	B
532873	HDIL	(10)	2103	474.00	39.0	08/2:7	0.85	99.90	-	-	-	-47.50	0.83	9/4	8.86	-	-	-	-	-	
532947	IRB Infra	(C) (10)	2103	351.45	57.0	-	5298.63	47.40	117.15	-	3.30	196.40	10.48	347/101	246.00	52.30	211209	4370.07	186.89	5.28	B
509496	ITD Cementation	(C) (1)	2103	17.18	52.0	-	2727.73	8.00	19.85	12.0	1.20	62.00	7.11	97/59	64.70	10.60	211209	2635.17	52.81	3.05	B
532940	J Kumar Infra	(5)	2103	37.83	44.0	-	2570.84	12.10	63.91	20.0	8.40	249.40	10.49	232/149	161.00	7.39	211209	2412.74	131.87	17.43	B
522263	JMC Projects	(C) (2)	2103	33.58	67.0	00/1:2	3844.46	11.30	-26.83	35.0	-	29.20	-	130/71	82.50	35.60	211209	3937.30	-40.28	-2.40	AAED
500294	NCC	(C) (2)	2103	121.97	18.0	06/1:1	7949.42	11.50	277.62	40.0	4.60	84.80	7.80	98/55	58.70	10.40	211209	7660.61	260.18	3.94	B
531120	Patel Engg	(C) (1)	2103	46.55	19.0	04/1:1	1994.79	11.80	-76.59	-	-	49.80	0.52	35/11	25.30	10.70	211209	2268.63	35.05	0.71	AAED
539150	PNC Infratech	(C) (2)	2103	51.31	56.0	-	5787.57	24.50	496.90	25.0	19.40	119.00	23.26	396/217	254.00	13.50	211209	4982.01	333.23	12.99	B
542649	Rail Vikas Nigam	(C) (10)	2103	2085.02	88.0	-	15403.76	5.70	922.41	4.0	4.40	26.70	15.84	44/26	33.20	6.21	211209	12944.17	804.52	3.86	B
533262	Ramky Infra.	(C) (10)	2103	69.20	68.0		1056.30	9.70	19.71	-	2.80	49.10	-	258/59	171.00	7.63	211209	918.44	87.74	10.88	AAED

Corporate Scoreboard

Co. Code	Name of the company (Face value)			Year ended	Equity (Rs cr)	PH (%) (Latest)	Last bonus yr/ratio	Sales (Rs cr)	OPM (%)	NP (Rs cr)	Div (%)	EPS (Rs)	Book value (Rs)	RONW (%)	Market price 52-week H/L	Market price as on 30/03/2022	P/E ratio	Cumulative/Unaudited Period ended	Cumulative/Unaudited Sales (Rs cr)	Cumulative/Unaudited NP (Rs cr)	Cumulative/Unaudited EPS (Rs)	We Reco.
532710	Sadbhav Engg	(C)	(1)	2103	17.16	46.0	-	2243.28	26.70	-170.22	-	-	84.20	-	96/24	27.80	-	211209	1250.99	-206.59	-8.61	
523838	Simplex Infrastructure	(C)	(2)	2103	11.43	50.0	-	2200.03	0.70	-469.33	-	-	221.70	-	56/27	45.00	-	211209	1472.55	-379.49	-66.42	H
507878	Unitech	(C)	(2)	2003	523.26	6.0	07/1:1	1716.27	-24.50	-1174.31	-	-	17.60	-	4/1	1.94	-	-	-	-	-	AAED
29	**- CONSTRUCTION - INFRASTRUCTURE (MEDIUM/SMALL)**																					
532811	Ahluwalia Contracts	(C)	(2)	2103	13.40	58.0		1982.19	7.80	77.20	-	11.50	131.20	8.36	540/270	443.00	19.80	211209	1961.60	112.88	16.85	
515055	Anant Raj Ind	(C)	(2)	2103	59.02	63.0	-	249.66	14.20	12.78	5.0	0.40	84.70	1.16	86/47	64.00	44.70	211209	245.94	32.31	1.15	H
533163	ARSS Infra	(C)	(10)	2103	22.74	47.0	-	248.46	-28.60	-51.95	-	-	-9.90	-	52/18	26.80	-	211209	165.71	-33.14	-14.58	
533271	Ashoka Buildcon	(C)	(5)	2103	140.36	54.0	18/1:2	4991.70	30.80	276.22	-	9.80	22.10	-	125/78	89.50	3.61	211209	3988.50	546.75	19.69	B
524332	BCL Ind.	(C)	(10)	2103	24.15			1427.23	5.70	41.81	50.0	17.30	117.70	12.98	530/98	497.00	15.60	211209	1477.89	61.92	25.64	AAED
540700	Bharat Road Network	(C)	(10)	2103	83.95	65.0		209.52	22.30	-114.24	-	-	105.60	-	59/25	32.00	-	211209	172.62	-90.63	-10.26	
540710	Capacite Infra.	(C)	(10)	2103	67.89	44.0		879.72	15.50	1.53	-	0.20	136.80	10.29	252/114	115.00	13.50	211209	988.88	33.34	4.91	B
532848	Delta Corp.	(C)	(1)	2103	26.68	35.0	-	418.87	4.90	-8.52	100.0	-	72.80	8.82	329/142	321.00	111.00	211209	397.81	18.88	0.71	AAED
539407	Generic Engineering		(5)	2103	21.07	54.0	-	130.74	13.10	2.78	1.0	0.70	42.70	8.98	62/31	32.60	9.78	211209	158.56	7.28	1.73	B
533761	GPT Infra	(C)	(10)	2103	29.09	75.0	17/1:1	609.24	14.00	20.22	25.0	7.00	82.50	6.88	108/34	79.90	10.60	211209	409.50	13.52	4.65	AAED
541019	H.G. Infra	(C)	(10)	2103	65.17	74.0		2602.25	18.30	236.65	8.0	36.30	163.00	22.42	831/252	558.00	9.37	211209	2674.39	276.08	42.36	B
534600	JTL Infra		(2)	2103	10.61	70.0	-	435.76	7.50	20.06	20.0	18.90	57.70	20.30	280/87	232.00	30.70	211209	674.56	34.02	6.20	AAED
532942	KNR Const.	(C)	(2)	2103	56.25	57.0		2903.63	24.70	340.83	13.0	12.10	70.00	19.00	344/188	271.00	21.90	211209	2503.73	215.20	8.63	B
531497	Madhucon Proj.	(C)	(1)	2103	7.38	59.0	-	909.16	-4.00	-233.39	-	-	-255.40	-	13/4	6.23	-	211209	605.84	-98.21	-10.94	H
533169	Man Infra	(C)	(2)	2103	49.50	63.0	-	427.16	22.60	32.02	45.0	1.30	27.30	-	134/23	104.00	19.80	211209	697.22	257.10	4.82	B
539126	MEP Infra.	(C)	(10)	2103	183.45	62.0	-	1123.19	41.40	-7.57	-	-	5.70	-	32/14	17.70	-	211209	762.35	-62.89	-3.43	B
532880	Omaxe Ltd	(C)	(10)	2103	182.90	75.0	13/10:39	475.70	-25.00	-235.18	-	-	76.80	-	109/56	81.00	-	211209	465.08	-124.99	-6.57	B
540544	PSP Projects	(C)	(10)	2103	36.00	72.0		1240.86	10.90	81.53	40.0	22.60	148.90	31.20	639/394	541.00	13.00	211209	1193.41	111.43	30.95	B
533284	RPP Infra	(C)	(10)	2103	23.65	53.0		513.11	7.00	15.50	-	6.60	117.30	7.29	78/37	42.60	7.32	211209	523.43	14.73	6.23	B
539346	Sadbhav Infra	(C)	(10)	2103	352.23	69.0	-	1280.79	32.80	-283.29	-	-	5.30	-	41/8	9.21	-	211209	616.94	-196.34	-5.57	
500402	SPML Infra	(C)	(2)	2103	7.33	38.0	-	682.85	-0.30	-10.44	-	-	71.30	8.98	66/8	62.00	-	211209	710.03	6.31	1.72	H
532553	Welspun Enterprises	(C)	(10)	2103	148.86	45.0	-	1529.51	11.20	128.99	15.0	8.70	113.20	9.54	131/72	74.40	11.10	211209	916.77	61.10	4.04	B
30	**- CONSTRUCTION - HOUSING / COMMERCIAL**																					
532929	Brigade Enter	(C)	(10)	2103	229.62	47.0	19/1:2	1949.97	24.20	-15.07	12.0	-	120.70	-	543/231	514.00	120.00	211209	2056.47	-53.13	2.24	AAED
502820	DCM Ltd.	(C)	(10)	2103	18.68	49.0	-	47.40	-6.10	-17.84	-	-	-10.20	-	146/23	88.80	8.29	211209	50.01	19.65	10.52	
533150	Godrej Prop.	(C)	(5)	2103	138.99	75.0		764.92	-43.60	-189.43	-	-	299.30	-	2598/1200	1628.00	-	211209	494.24	91.68	3.30	
532832	Indiabulls Real	(C)	(2)	2103	90.93	37.0	-	1521.42	11.80	4.30	-	0.10	76.60	-	196/72	101.00	263.00	211209	1191.85	-76.53	-1.69	
541161	KBC Global		(10)	2103	12.30	65.0	-	120.92	29.00	20.26	5.0	3.30	20.00	9.56	24/9	9.73	31.60	211209	64.10	15.06	0.24	H
532924	Kolte Patil Deve.	(C)	(10)	2103	76.00	75.0	-	691.74	9.10	-4.72	-	-	117.60	8.29	360/206	285.00	26.90	211209	741.41	66.38	6.92	H
543287	Macrotech Develop.		(10)	2103	447.32	88.0	-	5448.57	25.10	410.44	-	9.20	156.20	9.90	1539/421	1075.00	53.00	211209	6062.76	670.49	14.83	H
532313	Mahindra Lifespace	(C)	(10)	2103	51.39	52.0	-	166.25	-56.20	-71.74	-	-	317.40	-	364/152	354.00	-	211209	253.22	17.67	1.15	AAED
503101	Marathon Nextgen	(C)	(5)	2103	23.00	75.0	15/1:2	205.55	31.00	15.19	-	3.30	132.40	4.01	128/42	106.00	65.30	211209	140.73	15.62	3.30	B
534309	NBCC	(C)	(1)	2103	180.00	74.0		6832.07	1.70	221.80	47.0	1.20	9.10	5.16	60/34	36.30	27.20	211209	5308.41	198.76	1.06	AAED
500307	Nirlon		(10)	2103	90.12	72.0	82/1:2	316.91	74.80	127.40	80.0	14.10	63.70	27.29	445/262	388.00	34.20	211209	246.95	73.76	8.19	
533273	Oberoi Realty	(C)	(10)	2103	363.60	72.0		2052.58	48.80	736.31	-	20.30	257.70	8.18	1052/514	939.00	31.00	211209	1870.51	814.74	22.41	
503100	Phoenix Mills	(C)	(2)	2103	34.38	63.0	05/4:1	1073.29	45.50	47.26	50.0	2.70	284.20	9.10	1200/672	1058.00	96.40	211209	1038.09	130.64	7.44	
533274	Prestige Estates	(C)	(10)	2103	400.86	70.0	-	7264.40	32.20	417.97	-	10.40	166.50	7.92	555/260	493.00	46.10	211209	4137.90	285.30	5.65	H
532891	Puravankara Proj.	(C)	(5)	2103	118.57	75.0	-	960.71	29.50	-4.67	-	-	80.40	4.68	166/63	106.00	14.20	211209	657.12	167.50	7.06	
532784	Sobha	(C)	(10)	2103	94.85	56.0	-	2109.80	32.00	62.30	35.0	6.60	256.00	12.08	1045/419	716.00	61.90	211209	2054.80	91.80	9.68	AAED
512179	Sunteck Realty	(C)	(1)	2103	14.64	67.0		613.86	22.00	46.27	150.0	3.20	189.40	3.48	590/250	448.00	150.00	211209	357.15	29.39	2.09	
533156	Vascon Engineers	(C)	(10)	2103	182.14	36.0		506.88	-2.40	-40.28	-	-	38.40	-	37/15	23.30	18.30	211209	435.11	25.10	1.29	B
31	**- DECORATIVES/PLYWOOD**																					
532548	Century Plyboards	(C)	(1)	2103	22.22	72.0	-	2130.36	15.20	191.47	-	8.60	57.00	14.16	749/283	680.00	48.50	211209	2125.97	224.39	10.11	
538979	Greenlam Ind.	(C)	(1)	2103	12.07	55.0	-	1199.59	14.20	83.29	100.0	34.50	237.60	18.79	405/180	360.00	44.60	211209	1240.01	64.93	27.00	
526797	Greenply Inds	(C)	(1)	2103	12.26	51.0	-	1165.34	10.00	60.91	40.0	5.00	35.60	24.28	255/161	186.00	24.30	211209	1114.25	65.75	5.36	H
533470	Rushil Décor		(10)	2103	19.62	54.0		335.44	10.50	12.60	5.0	6.40	111.10	9.90	539/163	528.00	83.80	211209	429.06	7.38	3.71	
526951	Stylam Ind.	(C)	(10)	2103	8.47	53.0	-	475.85	20.00	55.11	-	32.50	153.10	13.99	1420/663	1025.00	25.60	211209	471.49	44.52	26.21	H
540954	The Indian Wood.	(C)	(2)	2103	12.79	70.0	19/1:1	157.43	6.90	2.08	5.0	0.30	55.00	1.99	56/29	33.90	-	211209	127.85	-2.91	-0.46	
32	**- DIAMOND /GOLD JEWELLERY**																					
543278	Kalyan Jewellers	(C)	(10)	2103	1030.05	60.0	-	8573.31	7.30	-6.29	-	-	27.40	-	89/55	60.60	27.60	211209	7960.86	151.99	1.47	
540125	Radhika Jeweltech		(10)	2103	23.60	63.0	-	137.47	20.80	20.42	-	8.70	75.20	13.54	176/15	158.00	18.30	211209	179.64	22.61	9.58	
531500	Rajesh Exports	(C)	(1)	2103	29.53	54.0	08/2:1	258313.13	0.40	845.54	100.0	28.60	380.10	12.45	995/473	672.00	17.00	211209	157321.55	870.03	29.47	AAED
532923	Renaissance Jew	(C)	(10)	2103	18.88	75.0	-	2031.24	4.90	46.48	45.0	24.60	446.60	12.98	1091/282	850.00	16.20	211209	1660.52	85.09	45.33	H
534369	TBZ	(C)	(10)	2103	66.73	74.0		1341.99	9.10	43.27	25.0	6.50	78.40	4.73	104/58	68.30	17.60	211209	1412.34	16.58	2.48	
533158	Thangamayil Jew.		(10)	2103	13.72	66.0	-	1820.94	8.20	86.58	100.0	63.10	217.10	22.09	1520/579	1105.00	34.20	211209	1585.70	30.56	22.28	
33	**- DISTILLERIES/BREWERIES**																					
532497	Radico Khaitan	(C)	(2)	2103	26.72	40.0	-	2418.14	16.90	277.16	120.0	20.70	134.20	17.32	1300/494	881.00	42.20	211209	9268.14	213.06	15.94	

Corporate Scoreboard

Co. Code	Name of the company (Face value)			Year ended	Equity (Rs cr)	PH (%) (Latest)	Last bonus yr/ratio	Sales (Rs cr)	OPM (%)	NP (Rs cr)	Div (%)	EPS (Rs)	Book value (Rs)	RONW (%)	Market price 52-week H/L	Market price as on 30/03/2022	P/E ratio	Cumulative/Unaudited Period ended	Cumulative/Unaudited Sales (Rs cr)	Cumulative/Unaudited NP (Rs cr)	Cumulative/Unaudited EPS (Rs)	We Reco.
532478	United Breweries	(C)	(1)	2103	26.44	73.0	86/1:1	4243.09	8.90	118.05	50.0	4.50	135.50	12.76	1794/1050	1458.00	114.00	211209	9459.21	202.30	7.64	
532432	United Spirits	(C)	(2)	2103	145.33	58.0	92/1:2	8131.30	12.70	429.32	-	5.90	56.70	-	1020/508	880.00	74.80	211209	23294.50	632.00	9.12	
34	**- DOMESTIC APPLIANCES**																					
500031	Bajaj Electricals	(C)	(2)	2103	22.93	63.0	07/1:1	4584.61	6.70	170.83	-	14.90	137.70	-	1589/932	1040.00	8.50	211209	3478.69	85.75	8.11	H
517421	Butterfly Gandhimathi		(10)	2103	17.88	65.0		869.64	9.20	36.16	30.0	20.20	124.80	2.09	1433/476	1382.00	55.70	211209	805.99	35.50	19.86	
539876	Crompton Greaves Consumer	(C)	(2)	2103	125.56	34.0		4803.51	15.00	616.65	275.0	9.80	30.80	38.69	513/350	370.00	35.60	211209	3846.19	401.83	6.40	B
517354	Havell's India	(C)	(1)	2103	62.63	60.0	10/1:1	10457.30	15.30	1003.69	650.0	16.00	82.60	21.16	1504/958	1129.00	61.60	211209	9512.22	843.99	13.48	
508486	Hawkins Cookers		(10)	2103	5.29	56.0	93/1:3	768.46	14.40	80.64	800.0	152.40	335.80	56.13	6590/5016	51.82	31.70	211209	686.18	62.52	118.23	
505726	IFB Inds.	(C)	(10)	2103	40.52	75.0	-	2800.80	7.50	63.24	-	15.60	171.50	1.17	1366/794	950.00	-	211209	2514.94	-19.87	-4.90	
541301	Orient Electric		(1)	2103	21.22	39.0		2032.60	10.80	119.74	200.0	5.60	21.50	23.67	408/263	320.00	48.30	211209	1695.05	77.86	3.67	H
543260	Stove Kraft		(10)	2103	32.59	54.0	-	858.96	13.20	81.40	-	25.00	92.90	-	1135/400	615.00	30.30	211209	875.02	47.56	14.59	H
517385	Symphony	(C)	(2)	2103	13.99	75.0	16/1:1	900.00	15.50	112.63	250.0	16.10	108.50	28.22	1368/890	1094.00	64.30	211209	655.00	57.00	8.15	
517506	TTK Prestige	(C)	(1)	2103	13.86	70.0	19/1:5	2186.93	14.90	227.88	500.0	164.40	1084.20	16.24	1270/682	818.00	37.60	211209	2024.95	224.82	16.22	H
532953	V. Guard Indus.	(C)	(1)	2103	43.02	65.0	17/2:5	2721.24	11.50	200.82	120.0	4.70	28.20	19.81	285/181	218.00	46.00	211209	2439.96	138.86	3.21	AAED
500238	Whirlpool India	(C)	(10)	2103	126.87	75.0	-	5899.89	8.80	351.83	50.0	27.70	225.30	20.78	2550/1529	1575.00	74.40	211209	4539.55	482.89	38.03	
35	**- DRY CELLS**																					
531508	Eveready Ind.	(C)	(5)	2103	36.34	44.0		1248.99	18.10	147.21	-	20.30	33.70	10.49	413/255	334.00	8.90	211209	965.51	84.88	11.68	
517271	HBL Power System Ltd	(C)	(1)	2103	27.72	56.0	-	912.04	7.20	17.42	35.0	0.60	28.20	2.99	83/29	62.10	29.10	211209	862.26	60.35	2.14	B
504058	Indo National	(C)	(5)	2103	3.75	75.0	98/1:1	531.81	10.80	30.38	250.0	81.00	645.30	1.66	641/346	397.00	15.10	211209	465.04	20.42	19.57	H
504093	Panasonic Energ.		(10)	2103	7.50	58.0	-	232.35	5.70	10.32	80.0	13.80	141.50	3.36	414/196	278.00	16.90	211209	182.30	10.66	14.22	B
36	**- EDUCATION**																					
540403	C L Educate	(C)	(5)	2103	14.17	48.0		184.50	-5.60	-11.84	-	-	192.10	-	146/38	135.00	-	211209	155.24	9.13	3.23	
532440	MPS Ltd.	(C)	(10)	2103	18.05	68.0	02/1:1	422.55	25.40	57.79	-	32.00	211.10	15.45	808/425	606.00	13.30	211209	339.47	65.06	36.04	
508989	Navneet Education	(C)	(2)	2103	45.77	62.0	09/3:2	834.57	10.40	13.41	50.0	0.60	40.70	23.67	122/72	89.00	33.10	211209	792.20	88.72	3.93	B
500304	NIIT Ltd.	(C)	(2)	2103	26.56	32.0	07/1:2	949.49	18.00	160.67	125.0	12.10	123.40	1.21	615/136	553.00	35.90	211209	998.77	161.44	11.80	
37	**- ELECTRICAL/POWER EQUIPMENTS**																					
500002	ABB		(2)	2112	42.38	75.0	96/1:3	6934.00	8.50	443.28	-	20.90	190.90	4.89	2470/1299	1989.00	97.90	-	-	-	-	AAED
532930	BGR Energy	(C)	(10)	2103	72.16	75.0	-	1139.72	-22.60	-405.25	-	-	107.40	-	124/41	85.00	-	211209	1013.72	-113.60	-15.58	B
503960	Bharat Bijlee		(10)	2103	5.65	34.0	95/1:1	731.05	5.00	26.05	50.0	46.10	1720.40	5.90	2170/1065	1793.00	17.80	211209	916.44	43.97	77.80	AAED
500103	BHEL	(C)	(2)	2103	696.41	63.0	17/1:2	17308.69	-18.10	-2697.11	-	-	74.60	-	80/43	51.60	-	211209	13149.41	-467.76	-1.34	B
500093	C G Power	(C)	(2)	2103	270.37	34.0	10/3:4	2963.95	3.90	795.61	-	5.90	1.10	-	209/64	184.00	24.40	211209	4054.84	801.42	5.96	
504000	Elpro Intl	(C)	(1)	2103	16.95	66.0	15/2:1	63.15	48.10	19.74	-	1.20	10.10	-	81/35	60.00	90.60	211209	49.66	0.97	0.06	AAED
522275	GE T&D India		(2)	2103	51.21	75.0	90/1:1	3452.37	4.20	57.98	-	2.30	43.80	-	154/81	89.10	9.42	211209	2403.89	-27.09	-1.06	AAED
504036	Hind Rectifiers		(2)	2103	3.31	45.0	08/1:1	305.10	6.40	5.33	20.0	3.20	60.20	21.26	288/117	192.00	43.80	211209	269.75	6.23	3.76	AAED
522064	Honda SIEL Power		(10)	2103	10.14	68.0	-	938.94	7.70	48.67	100.0	48.00	597.10	11.59	1518/902	1197.00	16.40	211209	832.62	58.95	58.12	H
540136	HPL Electric	(C)	(10)	2103	64.30	72.0	-	875.09	13.60	9.96	2.0	1.50	117.90	3.02	91/43	63.20	48.60	211209	688.81	-5.71	-0.89	H
517380	Igarshi Motors		(10)	2103	31.48	75.0	-	532.86	13.80	25.62	15.0	8.10	139.60	7.02	614/263	345.00	70.30	211209	418.58	4.47	1.42	H
532717	Indo Tech Trans.		(10)	2103	10.62	74.0	-	206.00	4.10	6.29	-	5.90	125.50	-	296/80	209.00	11.30	211209	180.78	6.13	5.77	AAED
504258	Lakshmi Electrical		(10)	2103	2.46	28.0	-	132.25	2.70	5.18	35.0	21.10	716.30	0.28	805/280	634.00	11.30	211209	175.58	10.23	41.63	AAED
	Marine Electricals	(C)	(2)	2103	24.53	74.0	-	251.29	10.80	12.90	10.0	1.10	13.30	5.92	90/24	31.40	25.30	211209	282.26	8.82	0.69	B
534139	Schneider Electric		(2)	2103	47.82	75.0	-	1297.13	4.90	12.00	-	0.50	0.10	-	147/86	121.00	171.00	211209	1190.31	27.55	1.15	B
531201	Shilchar Tech.		(10)	2103	3.81	66.0	-	117.81	8.10	5.52	15.0	14.50	174.10	2.40	373/181	368.00	20.90	211209	114.35	6.55	17.19	AAED
500550	Siemens	(C)	(2)	2109	71.22	75.0	08/1:1	13639.20	11.10	1050.10	400.0	29.50	290.60	8.29	2577/1718	2310.00	78.70	211203	3239.90	245.30	6.89	AAED
533553	TD Power Sys.	(C)	(10)	2103	30.93	54.0		593.58	11.40	39.46	25.0	12.80	152.50	3.95	493/121	351.00	20.10	211209	570.25	45.98	14.96	AAED
532928	Transform & Rect (TRIL)	(C)	(1)	2103	13.26	75.0	13/1:9	742.08	9.20	7.06	10.0	0.50	25.90	0.12	46/15	34.00	23.40	211209	819.02	13.91	0.96	B
532757	Voltamp Ltd.		(10)	2103	10.12	47.0	-	692.31	11.10	112.22	250.0	110.90	762.90	12.07	2255/1011	2000.00	18.10	211209	740.01	80.97	80.04	H
38	**- ELECTRONICS**																					
540902	Amber Enterprises	(C)	(10)	2103	33.69	44.0		3030.52	7.30	81.90	-	24.20	476.10	15.15	3932/2684	3601.00	95.20	211209	2269.70	52.02	15.43	H
540879	Apollo Micro Systems	(C)	(10)	2103	20.76	64.0		203.07	19.00	10.25	-	4.90	147.30	-	191/86	123.00	25.90	211209	138.26	6.71	3.23	H
532493	Astra Micro	(C)	(2)	2103	17.32	13.0	10/1:2	640.91	12.00	28.85	60.0	3.30	64.50	8.11	291/110	219.00	35.10	211209	511.02	26.97	3.11	B
500049	Bharat Electronics	(C)	(1)	2103	243.66	68.0	17/1:10	14108.69	22.80	2098.94	400.0	8.60	45.40	18.92	228/120	206.00	19.20	211209	9028.37	1245.13	5.11	B
517544	Centum Elect.	(C)	(10)	2103	12.88	59.0	-	817.43	11.00	16.44	40.0	12.80	173.10	13.61	660/350	420.00	444.00	211209	552.34	-47.09	-24.40	B
543428	Data Patterns		(2)	2103	10.38	45.0	-	223.95	41.10	55.57	-	10.70	99.60	30.76	864/575	724.00	67.50	211209	140.31	32.16	6.85	
540699	Dixon Technologies	(C)	(2)	2103	11.71	39.0		6448.17	4.40	159.80	50.0	27.30	125.90	26.25	6244/3420	4182.00	145.00	211209	7746.31	127.19	21.66	
530343	Genus Power Infra Ltd	(C)	(1)	2103	25.74	50.0	-	608.60	16.70	68.60	-	2.70	35.20	9.08	94/41	64.30	25.50	211209	504.02	36.09	1.57	AAED
517174	Honeywell Auto		(10)	2103	8.84	75.0	-	3042.78	19.40	460.04	850.0	520.40	2917.30	25.05	48000/37910	38960.00	92.80	211209	2337.45	266.46	301.37	H
506261	Modison Metal	(C)	(1)	2103	3.25	52.0	-	292.11	13.40	25.14	150.0	7.70	50.60	11.83	105/43	67.60	12.00	211209	239.57	9.90	3.05	B
533581	PG Electro		(10)	2103	19.69	62.0		703.21	7.00	12.24	-	6.20	97.70	1.83	871/285	756.00	71.80	211209	604.35	11.57	5.70	
517059	Salzer Electronics	(C)	(10)	2103	15.98	32.0	-	625.74	10.10	20.41	16.0	12.80	208.00	11.07	264/110	177.00	11.00	211209	571.56	19.63	12.11	B
532051	Swelect Energy	(C)	(10)	2103	15.16	55.0	19/1:2	252.54	19.80	32.63	30.0	21.50	487.40	-	382/186	368.00	25.90	211209	232.15	20.12	13.27	AAED
533655	Triveni Turbine	(C)	(1)	2103	32.33	68.0		702.58	20.40	116.35	120.0	3.60	19.70	24.15	232/96	200.00	54.10	211209	615.67	237.18	7.34	H

Corporate Scoreboard

Co. Code	Name of the company (Face value)	Year ended	Equity (Rs cr)	PH (%) (Latest)	Last bonus yr/ratio	Sales (Rs cr)	OPM (%)	NP (Rs cr)	Div (%)	EPS (Rs)	Book value (Rs)	RONW (%)	Market price 52-week H/L	Market price as on 30/03/2022	P/E ratio	Cumulative/Unaudited Period ended	Cumulative/Unaudited Sales (Rs cr)	Cumulative/Unaudited NP (Rs cr)	Cumulative/Unaudited EPS (Rs)	We Reco.
39	**- ELECTRODES - WELDING/GRAPHITES**																			
530431	Ador Fontech (C) (2)	2103	7.00	36.0	-	149.52	11.80	10.04	110.0	2.90	31.10	8.60	87/35	68.70	9.86	211209	158.29	16.07	4.70	B
517041	Ador Welding (C) (10)	2103	13.60	57.0	96/1:2	447.68	3.70	9.91	-	7.30	174.70	10.91	880/296	635.00	21.20	211209	461.67	31.97	23.51	B
500133	Esab India (10)	2103	15.39	74.0	-	681.16	12.00	59.29	440.0	38.50	168.40	23.48	3615/1750	3028.00	56.30	211209	635.04	62.98	40.91	H
504028	GEE (2)	2103	4.73	75.0	09/1:4	252.59	10.10	12.66	-	5.40	39.40	13.09	105/32	64.00	11.80	211209	224.58	9.37	3.61	AAED
509488	Graphite India (C) (2)	2103	39.08	65.0	-	1958.00	-10.50	-32.00	250.0	-	232.40	0.39	816/396	508.00	20.90	211209	2182.00	410.00	21.00	
509631	HEG (C) (10)	2103	38.60	61.0	94/1:1	1256.23	-4.20	-73.11	30.0	-	905.60	-	26291031	1360.00	18.40	211209	1528.55	301.78	78.19	AAED
508941	Panasonic Carbon (10)	2103	4.80	65.0	94/1:5	48.91	37.90	18.90	120.0	39.40	265.60	15.67	644/406	410.00	11.40	211209	37.39	11.76	24.50	AAED
40	**- ENGINEERING - LARGE**																			
500048	BEML (10)	2103	41.64	54.0	-	3557.21	4.00	74.80	60.0	18.00	534.20	1.07	2085/1119	1536.00	41.80	211209	2584.52	0.09	0.02	
541143	Bharat Dynamics (10)	2103	183.28	88.0		1913.76	18.00	257.77	74.0	14.10	146.50	21.94	612/321	558.00	20.60	211209	1436.32	235.56	12.85	B
531344	Container Corpn (C) (5)	2103	304.65	55.0	19/1:4	6427.08	16.00	563.16	100.0	9.20	167.20	10.17	754/542	659.00	48.80	211209	5595.17	775.86	13.05	H
505700	Elecon Engg (C) (2)	2103	22.44	59.0	07/2.:1	1044.71	17.80	57.76	20.0	5.10	81.90	6.51	219/61	141.00	12.50	211209	873.81	94.18	8.39	B
541154	Hind. Aeronautics (C) (10)	2103	334.39	90.0		22754.54	23.50	3237.93	300.0	96.80	460.90	-	1568/925	1400.00	13.00	211209	13058.89	1974.80	59.06	AAED
500214	Ion Exchange (C) (10)	2103	14.67	44.0	88/4:5	1449.52	14.00	143.94	100.0	98.10	345.20	27.47	2947/1166	1604.00	15.70	211209	1080.51	78.49	67.24	AAED
533033	ISGEC Heavy (C) (1)	2103	7.35	62.0	-	5425.57	8.40	247.85	300.0	33.70	274.90	8.50	878/461	521.00	28.40	211209	3903.19	75.80	9.68	AAED
500250	L G Balakrishnan (C) (10)	2103	31.39	48.0	18/1:1	1608.99	15.90	123.36	100.0	39.30	280.10	11.09	736/282	544.00	7.79	211209	1543.19	182.14	57.96	B
500252	Lakshmi Machine (C) (10)	2103	10.68	30.0	97/1:1	1727.38	3.70	54.59	100.0	51.10	1666.50	3.17	11790/5889	9993.00	73.20	211209	2172.45	98.32	92.04	AAED
500510	Larsen & Toubro (C) (2)	2103	280.92	-	17/1:2	135979.03	16.60	13971.77	1800.0	99.50	540.10	19.60	2079/1306	1740.00	29.50	211209	103670.55	6280.76	35.94	B
522205	Praj Ind (C) (2)	2103	36.72	33.0	07/1:1	1304.67	9.10	81.10	108.0	4.40	43.70	9.13	448/182	368.00	46.70	211209	1504.31	92.60	5.04	B
533326	Texmaco Rail (C) (1)	2103	25.03	52.0	-	1688.85	7.00	13.72	10.0	0.50	45.60	4.73	49/21	42.50	43.00	211209	1189.66	8.03	0.58	B
500411	Thermax (C) (2)	2103	23.83	62.0	03/2:1	4791.25	7.20	246.58	350.0	20.70	273.00	7.85	2175/1262	1978.00	74.30	211209	4136.41	209.77	18.63	H
505854	TRF (C) (10)	2103	11.00	34.0	09/1:01	113.95	-32.80	-73.77	-	-	-246.30	-	172/80	135.00	-	211209	77.65	-49.68	-45.15	B
540762	Tube Investments (C) (1)	2103	19.28	49.0		6083.29	10.30	315.39	350.0	16.40	112.60	19.84	2025/1050	1669.00	44.00	211209	9110.34	766.17	30.59	H
533269	Va Tech Wabag (C) (2)	2103	12.44	25.0	15/1:1	2834.49	7.70	110.11	-	17.70	226.70	-	404/229	282.00	13.30	211209	2110.19	85.61	13.77	B
507410	Walchandnagar Inds (2)	2103	7.61	55.0	08/1:1	325.64	6.10	-57.24	-	-	55.60	-	92/39	50.80	-	211209	203.53	-31.36	-8.24	AAED
41	**- ENGINEERING - MEDIUM/SMALL**																			
532762	Action Const. (C) (2)	2103	22.70	69.0	-	1227.15	9.70	79.83	25.0	7.00	46.10	11.74	292/139	218.00	23.90	211209	1118.98	69.58	6.03	AAED
522134	Artson Engineering (1)	2103	3.69	75.0		150.28	2.70	-670.00	-	-	-	-	151/38	97.40	-	211209	126.08	-3.07	-0.83	B
542057	BCPL Railway Infra. (10)	2103	16.72	71.0	-	82.91	13.70	7.94	7.0	4.80	42.20	16.09	76/39	40.80	9.53	211209	70.53	4.15	2.49	AAED
590031	De Nora India (10)	2103	5.31	54.0	-	50.54	16.50	5.65	10.0	10.60	126.10	14.11	539/212	410.00	25.00	211209	35.26	5.35	10.09	B
500068	Disa India (C) (10)	2103	1.45	75.0	06/1:1	185.06	14.80	24.08	100.0	165.60	1309.90	13.50	7944/4355	6040.00	33.80	211209	183.54	25.64	176.32	
505242	Dynamatic Tech (C) (10)	2103	6.34	50.0	95/1:3	1118.20	13.30	-16.33	-	-	571.50	-	3448/929	2172.00	-	211209	932.46	0.45	0.71	B
523708	Eimco Elecon (C) (10)	2103	5.77	74.0	95/1:2	125.84	8.70	11.33	50.0	19.60	567.30	3.51	542/296	310.00	36.00	211209	48.43	4.89	8.48	B
532684	Everest Kanto (C) (2)	2103	22.44	66.0		949.13	18.50	71.38	15.0	6.40	56.00	0.86	292/66	237.00	13.70	211209	1226.25	200.31	17.80	AAED
505255	GMM Pfaudler (C) (2)	2103	2.92	75.0	02/1:2	1001.12	14.10	109.60	250.0	75.00	278.50	23.51	5435/3936	4300.00	85.90	211209	1841.20	58.09	47.21	AAED
505720	Hercules Hoist (1)	2103	3.20	70.0	06/1:1	78.37	5.20	7.92	150.0	2.50	154.50	1.91	180/108	138.00	25.20	211209	91.56	14.22	4.44	AAED
505712	Him Teknoforge (2)	2103	1.57	54.0	-	238.89	12.60	5.14	10.0	6.50	195.90	2.19	165/67	93.00	6.85	211209	262.53	7.59	9.65	AAED
522215	HLE Glascoat (C) (10)	2103	13.46	50.0	-	484.49	18.90	52.32	40.0	38.90	139.70	70.47	7550/2166	5535.00	122.00	211209	402.99	34.97	26.53	AAED
	Ice Make Refrig. (C) (10)	2103	15.70	74.0	-	134.65	7.70	3.61	12.0	2.30	35.90	10.97	117/57	106.00	31.20	211209	129.19	1.78	1.14	
505737	Intl Combustion (10)	2103	2.39	53.0	-	109.55	-1.20	-5.17	-	-	373.80	-	366/151	328.00	18.30	211209	117.52	2.83	11.86	H
	Jash Engineering (C) (10)	2103	11.87	-		299.43	17.30	30.52	32.0	25.70	131.70	17.11	628/295	508.00	18.70	211209	214.07	8.71	7.34	
500147	John Cockerill (10)	2103	4.94	75.0	-	198.06	-13.80	-29.06	-	-	354.80	-	1750/765	1502.00	-	211209	319.52	7.09	14.37	H
505750	Jost's Engineering Co (C) (10)	2103	0.93	49.0	-	96.12	9.60	3.72	30.0	20.00	154.30	13.02	664/256	472.00	15.40	211209	65.66	4.11	21.62	
524109	Kabra Extrusion (C) (5)	2103	15.95	57.0	10/1:1	274.24	14.90	24.41	50.0	7.70	87.20	9.57	566/157	502.00	51.30	211209	243.79	18.07	5.67	H
505890	Kennametal India (C) (10)	2106	21.98	75.0	00/1:1	853.70	15.30	74.04	-	33.70	266.50	7.08	2300/1008	2104.00	45.60	211209	476.50	58.90	26.80	H
523792	Mazda (10)	2103	4.01	41.0	-	152.42	15.60	16.33	110.0	40.80	368.10	12.51	754/414	475.00	11.80	211209	112.78	13.39	33.44	AAED
540519	Meera Ind. (10)	2103	10.68	64.0	-	22.23	13.50	2.23	12.0	2.10	23.40	9.23	133/58	95.40	46.10	211209	25.66	2.65	2.48	B
543270	MTAR Technologies (C) (10)	2103	30.76	50.0	-	246.43	33.70	46.07	60.0	15.00	155.00	13.13	2563/888	1774.00	92.30	211209	223.42	41.07	13.35	H
505355	NESCO (C) (2)	2103	14.09	68.0	10/1:1	291.10	63.80	172.46	150.0	24.50	217.00	11.95	697/464	522.00	21.00	211209	279.35	135.65	19.25	AAED
530129	Nile Ltd (C) (10)	2103	3.00	50.0	-	536.41	4.60	13.77	10.0	45.90	513.60	7.77	728/295	565.00	6.84	211209	538.38	18.88	62.90	H
532439	Olectra Greentech (C) (4)	2103	32.83	61.0	-	281.38	7.20	8.08	-	1.00	90.20	-	941/166	609.00	173.00	211209	321.95	17.56	2.14	H
531092	Om Infra (C) (1)	2103	9.63	71.0	-	235.64	18.80	11.54	40.0	1.20	64.60	2.27	56/19	41.00	16.70	211209	191.43	27.92	3.11	B
531859	Oriental Rail Infra. (C) (1)	2103	5.39	58.0	-	220.17	14.30	15.42	20.0	2.90	16.70	-	152/50	118.00	44.90	211209	122.06	11.26	2.09	AAED
543367	Paras Defence (C) 10	2103	39.00	59.0	-	143.33	30.80	15.70	-	4.00	82.50	10.62	1272/456	628.00	163.00	211209	121.32	16.73	5.01	AAED
517417	Patels Airtemp (C) (10)	2103	5.07	47.0	-	255.40	10.20	11.35	25.0	22.40	196.20	13.36	310/133	221.00	9.19	211209	222.92	9.15	18.05	AAED
513519	Pitti Engineering (5)	2103	16.03	60.0	-	518.17	15.10	28.78	-	9.00	73.60	9.02	332/62	324.00	19.70	211209	683.79	31.85	9.94	AAED
539636	Precision Camshafts (C) (10)	2103	94.99	64.0		708.98	10.90	12.74	10.0	1.30	67.70	2.02	190/39	132.00	95.60	211209	665.99	39.05	4.11	AAED
522034	Shanthi Gears (1)	2103	7.67	70.0	04/1:1	215.53	12.50	20.02	150.0	2.60	30.90	8.59	211/121	183.00	35.40	211209	240.20	30.25	3.94	AAED
513097	Shivalik Bimetal (C) (2)	2103	7.68	62.0	17/1:1	203.72	17.70	25.49	30.0	6.60	36.30	12.04	545/78	523.00	40.20	211209	234.67	40.65	10.56	H
523606	Sika Internplant (C) (10)	2103	4.24	72.0		79.72	18.20	11.84	40.0	27.90	151.50	14.57	1149/270	634.00	16.00	211209	78.52	12.22	28.82	B
504959	Stovec Ind (10)	2112	2.09	71.0	86/1:2	233.36	16.00	28.43	570.0	136.00	768.90	10.03	2949/1680	2190.00	16.10	-	-	-	-	B

Corporate Scoreboard

Co. Code	Name of the company (Face value)		Year ended	Equity (Rs cr)	PH (%) (Latest)	Last bonus yr/ratio	Sales (Rs cr)	OPM (%)	NP (Rs cr)	Div (%)	EPS (Rs)	Book value (Rs)	RONW (%)	Market price 52-week H/L	Market price as on 30/03/2022	P/E ratio	Cumulative/Unaudited Period ended	Cumulative/Unaudited Sales (Rs cr)	Cumulative/Unaudited NP (Rs cr)	Cumulative/Unaudited EPS (Rs)	We Reco.
522229	Taneja Aerospace	(C) (5)	2103	12.47	51.0	-	34.52	42.40	6.22	-	2.50	41.90	6.07	168/28	106.00	27.00	211209	23.46	4.87	1.95	AAED
505196	TIL	(C) (10)	2103	10.03	56.0	-	313.23	-11.00	-70.72	-	-	229.20	-	245/97	106.00	-	211209	48.26	-116.96	-116.61	
532966	Titagarh Wagons	(C) (2)	2103	23.88	46.0		1520.64	6.20	-4.45	-	-	70.40	-	124/44	103.00	48.40	211209	1467.95	24.62	2.06	B
505978	Triton Valves	(C) (10)	2103	1.03	50.0		229.62	10.00	7.80	200.0	75.70	831.40	7.04	1763/810	1170.00	716.00	211209	237.04	-3.46	-33.64	H
522014	United Drilling	(10)	2103	20.30	75.0	18/1:1	142.85	27.30	32.70	21.0	16.10	95.40	30.57	605/252	485.00	21.20	211209	124.68	42.24	20.80	B
512229	Veritas (India)	(C) (1)	2103	2.68	60.0	-	1876.27	8.70	109.44	-	40.80	736.20	6.85	188/62	115.00	2.70	211209	1619.56	85.69	31.96	H
522122	Voith Paper	(10)	2103	4.39	74.0	-	118.53	30.00	27.07	50.0	61.70	590.20	11.28	1370/1001	1040.00	15.60	211209	111.93	22.63	51.56	AAED
522029	Windsor Machines	(C) (2)	2103	12.99	59.0		314.48	7.70	5.83	-	0.90	44.10	5.61	51/25	41.20	15.00	211209	234.29	-7.77	-1.20	H
522108	Yuken India	(C) (10)	2103	12.00	53.0	18/3:1	213.06	6.70	5.25	6.0	4.40	148.40	0.45	685/409	553.00	33.00	211209	233.32	9.00	7.64	
42	**- ENGINEERING - TURNKEY PROJECTS**																				
532178	Engineers India	(C) (5)	2103	281.02	52.0	10/2:1	3144.17	9.80	362.62	40.0	6.50	31.10	17.78	90/58	65.30	62.70	211209	2094.97	220.58	1.07	B
532309	GE Power India	(C) (10)	2103	67.23	69.0	-	3343.02	4.20	96.24	10.0	14.30	144.50	7.68	372/138	138.00	-	211209	2139.80	-102.63	-15.27	B
541956	IRCON Inter.	(C) (10)	2103	188.10	89.0		5341.96	9.30	391.06	131.0	4.20	46.80	11.41	54/39	40.20	7.25	211209	4427.08	350.46	3.73	H
540115	L&T Technology	(C) (02)	2103	21.01	89.0	-	5449.70	18.50	663.30	1100.0	63.10	330.60	31.26	5958/2476	4990.00	59.20	211209	4813.60	697.40	66.08	AAED
539302	Power Mech	(C) (10)	2103	14.71	64.0	-	1884.09	2.20	-45.60	-	-	615.20	14.77	1095/542	831.00	9.65	211209	1808.08	91.26	62.13	H
541556	RITES	(C) (10)	2103	240.30	87.0	19/1:4	1859.54	27.10	432.38	130.0	18.00	99.50	24.33	318/232	253.00	11.80	211209	1876.50	396.22	15.80	AAED
530073	Sanghvi Movers	(2)	2103	8.66	47.0	-	223.89	39.00	22.52	-	-	163.70	-	263/97	188.00	43.60	211209	226.33	10.82	2.50	H
542760	Sterling & Wilson	(C) (1)	2103	16.04	77.0	-	5080.80	-7.70	-280.38	-	-	41.30	32.24	509/219	317.00	-	211209	4127.91	-789.15	-48.77	B
532667	Suzlon Energy	(C) (2)	2103	1768.85	21.0	-	3345.72	16.00	-701.36	-	-	-3.70	-	13/4	9.37	-	211209	4107.31	28.97	0.01	B
543416	Zodiac Energy	(10)	2103	14.63	72.0	20/1:1	100.37	6.80	4.50	-	3.10	19.10	13.65	175/12	91.90	30.00	211209	86.73	3.56	2.43	AAED
43	**- ENGINES**																				
500480	Cummins India	(C) (2)	2103	55.44	51.0	11/2:5	4360.08	13.30	635.07	750.0	22.90	167.80	16.10	1118/747	1096.00	39.00	211209	4668.80	717.47	25.88	AAED
501455	Greaves Cotton	(C) (2)	2103	46.24	51.0	95/1:2	1500.40	5.30	15.68	10.0	0.70	33.80	13.81	259/120	191.00	-	211209	1101.59	-52.01	-2.25	AAED
533293	Kirloskar Oil Engine	(C) (2)	2103	28.92	59.0	-	3296.10	11.60	201.01	200.0	13.90	132.40	9.10	278/123	133.00	10.10	211209	2840.03	103.04	7.27	AAED
500407	Swaraj Engines	(10)	2103	12.14	51.0	05/2:1	986.57	13.80	92.54	690.0	76.20	231.10	29.99	2000/1280	1312.00	13.30	211209	895.80	87.61	72.16	B
543413	Tega Ind.	(C) (10)	2103	66.29	79.0	-	805.52	23.80	139.17	-	21.00	92.60	26.29	768/397	474.00	22.60	211209	661.70	68.01	11.88	H
44	**- ENTERTAINMENT / ELECTRONIC MEDIA**																				
532382	Balaji Telefilms	(C) (2)	2103	20.23	33.0	-	293.70	-32.50	-120.76	10.0	-	56.70	-	89/50	76.40	-	211209	217.73	-99.77	-9.80	H
533137	Den Networks	(C) (10)	2103	477.22	36.0		1307.40	19.30	194.41	-	4.10	58.10	-	65/35	37.20	10.90	211209	922.13	122.46	2.64	B
532839	Dish TV	(C) (1)	2103	184.13	64.0		3249.36	64.10	-405.82	-	-	14.60	-	23/8	15.80	-	211209	2159.79	164.77	0.86	
532700	Entertainment Nt	(C) (10)	2103	47.67	71.0	-	272.09	5.90	-38.85	10.0	-	168.30	0.84	233/140	196.00	1299.00	211209	219.31	-30.49	-6.40	
540602	GTPL Hathway	(C) (10)	2103	112.46	74.0		2467.00	20.60	188.10	40.0	16.70	78.30	16.14	314/110	183.00	9.77	211209	1796.83	162.07	12.91	
533162	Hathway Cable	(C) (2)	2103	354.02	43.0	-	1731.77	27.40	257.31	-	1.50	22.60	-	29/16	17.60	16.10	211209	1344.23	101.92	0.57	B
543280	Nazara Technologies	(C) (4)	2103	12.18	21.0	-	454.21	8.60	8.61	-	2.80	216.10	1.49	3356/1412	1610.00	194.00	211209	446.60	42.80	7.77	
532529	NDTV	(C) (4)	2103	25.79	61.0	-	357.63	20.40	70.90	-	11.00	23.50	-	276/52	227.00	17.90	211209	292.59	58.90	8.63	
532748	Prime focus	(C) (1)	2103	29.92	35.0	-	2536.49	23.70	-12.35	-	-	8.90	-	103/48	91.40	-	211209	2287.24	-83.99	-2.81	B
532689	PVR	(C) (10)	2103	60.76	20.0	-	280.01	-99.90	-747.79	-	-	301.70	1.73	2010/961	1857.00	-	211209	793.86	-383.02	-62.93	
532163	Saregama India	(C) (10)	2103	17.43	59.0	-	441.96	29.40	112.55	200.0	64.60	230.80	14.17	5506/1514	4485.00	61.20	211209	400.39	104.67	58.94	AAED
532733	Sun Tv	(C) (5)	2103	197.04	75.0	07/1:1	3176.85	65.20	1525.03	100.0	38.70	179.00	22.58	612/425	487.00	11.20	211209	2727.97	1231.76	31.26	H
532800	TV 18 Broadcast	(C) (2)	2103	342.87	60.0	-	4497.62	17.00	431.13	-	2.50	24.40	6.93	78/26	74.60	21.10	211209	4029.96	705.39	2.57	AAED
532515	TV Today	(C) (5)	2103	29.83	57.0	-	782.98	25.40	131.50	50.0	22.00	166.00	15.77	460/262	377.00	12.40	211209	687.84	145.82	24.44	H
505537	Zee Entertainment	(C) (1)	2103	96.05	42.0	10/1:1	7729.92	20.00	880.75	250.0	9.20	105.10	7.33	379/167	294.00	26.50	211209	5866.41	773.84	8.15	
532794	Zee Media	(C) (1)	2103	47.08	69.0	-	649.07	33.10	83.64	-	1.80	11.00	-	20/5	15.90	14.90	211209	619.13	-66.27	-1.21	
45	**- FASTENERS**																				
507998	Simmonds Marshall	(C) (2)	2103	2.24	57.0	-	134.15	-2.60	-17.87	-	-	35.80	-	88/24	39.80	-	211209	113.29	-2.80	-2.46	AAED
530759	Sterling Tools	(C) (2)	2103	7.20	65.0	05/1:1	353.14	16.80	23.51	50.0	6.50	92.00	10.16	257/130	141.00	15.20	211209	338.51	18.65	5.18	
500403	Sundram Fasteners	(C) (1)	2103	21.01	50.0	07/1:1	3644.29	18.20	359.18	470.0	17.10	111.70	16.81	994/655	905.00	38.70	211209	3562.22	354.40	16.67	AAED
46	**- FERTILIZERS**																				
532935	Aries Agro Ltd	(C) (10)	2103	13.00	53.0	-	381.74	14.90	17.96	8.0	13.80	162.00	5.94	194/74	142.00	11.60	211209	440.34	31.67	15.67	H
500085	Chambal Fert	(C) (10)	2103	416.21	58.0	-	12719.01	20.10	1421.77	75.0	34.20	126.10	35.18	485/210	415.00	11.40	211209	12761.46	1322.26	31.77	B
506395	Coromandel International	(C) (1)	2103	29.32	62.0	86/1:2	14213.48	14.20	1329.15	1200.0	45.30	175.60	27.86	956/709	792.00	16.70	211209	14885.00	1238.67	42.22	B
500645	Deepak Fertilisers & Peto.	(C) (10)	2103	102.68	51.0	-	5808.49	16.40	400.31	75.0	39.00	263.20	1.58	662/218	518.00	12.20	211209	5650.81	404.57	36.40	B
590024	FAC Travancore	(C) (10)	2103	647.07	90.0	-	3258.82	16.90	351.98	-	5.40	-2.70	-	160/97	130.00	25.70	211209	2732.25	119.84	1.85	H
500670	GNFC	(C) (10)	2103	155.42	41.0	-	5128.69	19.60	696.95	80.0	44.80	390.40	8.37	834/284	820.00	9.30	211209	5870.58	1067.23	68.67	AAED
500690	GSFC	(C) (2)	2103	79.70	38.0	91/3:10	7634.06	7.50	450.11	110.0	11.30	231.90	1.59	155/81	154.00	8.39	211209	7049.94	612.93	15.38	B
590134	Madras Fert	(10)	2103	161.10	85.0		1532.04	8.10	2.87	-	0.20	-43.20	-	53/23	51.40	8.91	211209	1525.19	66.68	4.14	AAED
530011	Mangalore Chem	(10)	2103	118.52	75.0	-	2144.03	9.60	67.10	10.0	5.70	51.20	12.90	101/61	89.80	10.80	211209	2176.70	84.37	7.12	AAED
523630	National Fertilisers	(C) (10)	2103	490.58	75.0	-	11905.66	7.70	237.08	-	4.80	43.60	5.96	73/41	54.80	47.20	211209	11414.80	-101.07	-2.06	H
524037	Rama Phosphates	(10)	2103	17.69	75.0	-	580.49	10.80	42.11	20.0	23.80	115.50	9.57	505/120	447.00	10.30	211209	670.75	64.10	36.23	B
524230	RCF	(C) (10)	2103	551.69	75.0	-	8281.18	8.90	371.90	30.0	6.70	60.40	-	93/66	91.70	9.61	211209	8702.29	468.55	8.49	B
590030	SPIC	(C) (10)	2103	203.64	46.0	-	1527.01	4.60	74.08	-	3.60	25.30	-	76/27	76.00	7.35	211209	1613.84	158.17	9.09	B

Corporate Scoreboard

Co. Code	Name of the company (Face value)		Year ended	Equity (Rs cr)	PH (%) (Latest)	Last bonus yr/ratio	Sales (Rs cr)	OPM (%)	NP (Rs cr)	Div (%)	EPS (Rs)	Book value (Rs)	RONW (%)	Market price 52-week H/L	Market price as on 30/03/2022	P/E ratio	Cumulative/Unaudited Period ended	Cumulative/Unaudited Sales (Rs cr)	Cumulative/Unaudited NP (Rs cr)	Cumulative/Unaudited EPS (Rs)	We Reco.
534742	Zuari Agro Chem.	(C) (10)	2103	42.06	66.0		2403.74	11.40	86.38	-	20.50	46.60	-	159/82	145.00	5.23	211209	2724.35	163.55	28.75	B
47	**- FINANCIAL SERVICES**																				
540776	5 Paisa Capital	(C) (10)	2103	25.52	34.0	-	194.57	22.00	14.69	-	5.80	61.20	-	580/236	340.00	65.80	211209	208.70	9.33	3.21	H
540691	Aditya Birla Cap.	(C) 10	2103	2415.33	73.0	-	19273.78	27.40	1126.54	-	4.70	56.90	8.39	139/96	109.00	16.20	211209	15601.61	1198.63	5.20	B
543415	Anand Rathi	(C) (5)	2103	20.81	49.0	-	279.25	27.80	45.09	100.0	10.80	58.00	21.13	654/542	608.00	57.20	211209	304.97	92.19	22.21	
500034	Bajaj Finance Ltd.	(C) (2)	2103	120.02	55.0	16/1:1	26683.05	58.90	4419.82	500.0	73.20	611.60	20.24	8050/4362	6974.00	70.90	211209	23005.85	4608.72	76.51	H
532978	Bajaj Finserv	(C) (5)	2103	79.57	58.0		60591.57	32.20	4470.46	60.0	280.30	2251.50	12.24	19325/9036	16333.00	62.00	211209	49544.41	3210.69	201.80	H
531595	Capri Global	(C) (2)	2103	35.06	75.0	-	737.14	72.40	176.96	20.0	10.10	98.00	11.04	669/348	617.00	56.90	211209	658.66	163.27	9.21	
511243	Chola Investment	(C) (2)	2103	164.01	53.0	90/1:2	9583.78	70.10	1520.86	100.0	18.50	117.10	14.63	740/469	730.00	35.00	211209	7535.28	1466.77	17.88	B
541770	Creditaccess Gram.	(C) (10)	2103	155.60	80.0		2466.07	46.50	134.02	-	8.60	237.30	13.08	878/495	854.00	43.90	211209	1920.93	196.96	13.23	AAED
532922	Edelweiss Financial	(C) (1)	2103	93.65	34.0	10/1:1	10848.85	24.30	152.17	55.0	1.60	70.30	-	101/50	52.30	6.45	211209	5057.45	166.70	1.64	H
532285	Geogit BNP. P.	(C) (1)	2103	23.84	62.0	05/1:1	426.81	44.50	123.16	350.0	5.20	24.80	9.68	103/43	59.20	9.26	211209	377.48	118.62	4.85	AAED
541729	HDFC Asset Manag.	05	2103	106.45	83.0	-	2201.74	66.50	1325.76	680.0	62.30	224.30	35.56	3365/1988	2094.00	32.60	211209	1599.08	1049.58	49.25	
541179	ICICI Sec.	(C) (5)	2103	161.12	79.0		2586.17	61.60	1067.72	430.0	33.10	56.50	48.08	896/377	606.00	14.20	211209	2543.31	1042.31	32.32	H
532659	IDFC	(C) (10)	2103	1596.35	-	-	454.96	40.80	-336.38	-	-	51.50	-	68/41	63.20	-	211209	406.80	-129.42	-0.81	
500106	IFCI	(C) (10)	2103	2041.98	56.0	-	2093.81	-42.70	-1943.92	-	-	19.30	-	18/10	11.40	-	211209	1057.08	-1821.99	-9.27	B
542773	IIFL Securities	(C) (2)	2103	60.59	-	-	867.62	35.00	220.33	50.0	7.30	31.90	21.04	129/46	88.00	8.77	211209	885.55	226.95	7.47	H
542772	IIFL Wealth	(C) (2)	2103	17.58	24.0	-	1659.02	53.90	369.19	3000.0	42.00	321.60	6.84	1818/1061	1640.00	28.40	211209	1403.34	412.27	46.74	
541336	Indostar Capital	(C) (10)	2103	123.19	59.0		1287.16	40.10	-214.10	-	-	297.80	-	417/201	227.00	-	211209	831.09	17.15	-0.67	AAED
523405	J M Financial	(C) (1)	2103	95.27	62.0	08/3:2	3226.63	67.80	590.14	50.0	6.20	73.50	10.12	118/60	66.60	8.29	211209	2899.93	763.26	6.23	AAED
533519	L & T Finance	(C) (10)	2103	2470.58	64.0		14080.10	58.50	824.44	-	3.30	76.00	12.08	101/58	83.00	20.60	211209	8982.92	707.89	2.94	B
507912	LKP Finance	(C) (10)	2103	12.57	64.0	-	97.39	72.60	60.65	20.0	48.30	201.50	-	151/65	95.50	2.21	211209	73.33	45.93	36.55	
532720	M & M Financial	(C) (2)	2103	247.11	51.0	-	12170.50	49.70	585.78	40.0	4.70	127.70	9.25	209/128	158.00	27.30	211209	8452.49	521.83	4.16	H
532892	Motilal Oswal	(C) (1)	2103	14.66	71.0	-	3631.04	55.10	1317.04	500.0	89.80	302.30	5.95	1188/568	914.00	9.30	211209	3245.91	1009.82	67.82	
500189	Nxt digital (C)	(10)	2103	24.05	71.0		974.88	20.40	-31.61	40.0	-	34.40	-	549/333	400.00	-	211209	807.63	-0.22	-34.60	
532900	Paisalo Digital	(C) (10)	2103	42.29	26.0	3:1/10	346.02	71.20	60.94	10.0	14.40	203.70	7.61	1143/560	781.00	52.80	211209	292.62	64.33	15.21	
524000	Poonawalla Fincorp	(C) (2)	2103	152.87	24.0	-	2352.48	15.70	-558.96	-	-	73.90	0.98	303/101	264.00	-	211209	1492.13	256.51	3.66	
500111	Reliance Capital	(C) (10)	2103	252.70	52.0	-	19308.00	-27.90	-9228.63	-	-	-456.60	-	30/9	15.60	-	211209	14510.00	-3921.00	-156.24	
532915	Religare Enter	(C) (10)	2103	259.49	51.0	-	2530.47	9.60	-508.46	-	-	-1.80	-	195/82	125.00	-	211209	2265.21	-967.38	-31.59	
539404	Satin Creditcare	(C) (10)	2103	52.04	33.0		1380.18	46.30	-13.98	-	-	282.80	12.00	115/61	98.60	31.50	211209	1013.19	-36.19	-5.32	
532498	Shriram City	(C) (10)	2103	66.00	34.0	96/1:4	6167.87	63.10	1063.53	330.0	161.10	1270.70	14.61	2602/1322	1634.00	9.66	211209	5180.73	837.26	125.26	
542759	Spandana Sphoorty	(C) (10)	2103	64.32	63.0	-	1505.61	40.40	145.04	-	22.60	427.40	15.00	820/323	339.00	33.40	211209	1175.96	41.02	6.37	AAED
590071	Sundaram Finance	(C) (10)	2103	111.10	36.0	12/1:1	5316.74	75.50	1165.09	180.0	104.90	695.90	12.02	2729/1753	1880.00	18.90	211209	3836.58	833.35	75.63	
501301	Tata Inv. Corpn.	(C) (10)	2103	50.60	73.0	05/1:2	163.27	87.90	153.99	240.0	30.40	2814.30	1.13	1734/953	1367.00	35.10	211209	201.91	194.23	38.36	AAED
539874	Ujjivan Fin. Service	(C) (10)	2103	121.66	-	-	3181.00	26.90	-198.76	-	-	218.50	11.93	262/96	104.00	-	211209	2144.69	-349.08	-23.89	H
511333	VLS Finance	(C) (10)	2103	38.66	45.0		223.18	86.90	207.82	15.0	53.80	628.80	2.58	265/71	160.00	2.23	211209	198.71	167.34	43.29	B
48	**- FINANCIAL SERVICES - HOUSING/SPECIAL PURPOSE**																				
541988	Aavas Financiers	(C) (10)	2103	78.50	58.0		1105.52	75.00	288.92	-	36.80	305.80	12.66	3340/2124	2198.00	52.80	211209	939.36	239.71	30.46	
543374	Aditya Birla Sun	(C) (5)	2103	144.00	86.0	-	1205.84	60.90	526.33	802.0	18.30	59.20	34.84	723/483	506.00	27.70	211209	969.43	514.25	17.85	
543451	AGS Transact	(C) (10)	2103	120.96	66.0	-	1758.94	24.90	54.40	10.0	4.50	45.20	10.54	182/95	102.00	22.60	211209	1373.09	-34.16	-2.88	B
543235	Angel Broking	(C) (10)	2103	82.69	44.0	-	1298.98	35.60	298.34	129.0	36.10	157.80	34.64	1718/282	1608.00	25.50	211209	1587.32	420.11	50.98	
543335	Aptus Value Housing	(C) (2)	2103	99.12	62.0	-	655.24	82.30	266.94	-	5.40	50.00	14.48	395/279	324.00	73.80	211209	589.44	260.27	5.33	
	BSE	(C) (2)	2103	27.05	-	22/2:1	630.45	31.60	190.62	1050.0	14.10	186.00	4.10	1047/181	886.00	56.40	211209	612.19	173.41	39.26	B
543232	CAMS	(C) (10)	2103	48.90	31.0	-	705.50	43.50	172.53	629.0	35.30	103.20	32.87	4067/1742	2362.00	42.10	211209	666.48	213.11	43.63	B
511196	Can Fin Homes	(2)	2103	26.63	30.0	-	2018.43	90.90	456.06	100.0	34.30	196.00	19.13	722/489	601.00	17.80	211209	1426.84	348.17	26.15	AAED
534804	CARE Ratings	(C) (10)	2103	29.46	-		248.45	38.50	89.52	170.0	30.40	199.90	15.87	791/407	511.00	19.50	211209	181.75	53.51	17.72	B
	CDSL	(C) (10)	2103	104.50	24.0		343.72	61.60	200.34	90.0	19.20	83.90	15.23	1734/621	1468.00	53.80	211209	414.77	233.68	22.35	H
543425	C E Info Systems	(C) (2)	2103	10.65	53.0	-	152.46	36.20	47.59	-	8.90	41.10	26.00	1918/1267	1524.00	168.00	211209	143.39	65.18	12.24	
500092	CRISIL	(C) (1)	2112	7.30	67.0	-	2300.69	26.80	431.30	3000.0	59.10	216.30	28.12	3498/1741	3204.00	54.20	-	-	-	-	
533452	Delphi World Money	(10)	2103	11.13	75.0		118.49	48.40	40.78	-	36.60	165.50	31.58	819/420	501.00	60.20	211209	55.93	7.04	6.33	
543386	Fino Payments	(10)	2103	83.21	75.0	-	791.03	-86.80	21.11	-	2.50	55.50	-	383/210	261.00	103.00	211209	723.56	25.12	3.18	H
511676	GIC Housing Fin	(10)	2103	53.85	42.0	-	1240.33	76.70	105.57	40.0	19.60	252.10	3.62	203/104	135.00	3.55	211209	861.43	124.56	23.13	
500010	HDFC	(C) (2)	2103	360.83	-	02/1:1	139071.27	33.60	18740.06	1150.0	103.90	868.60	18.00	3021/2046	2268.00	19.10	211209	100879.18	17149.97	89.31	B
543259	Home First Fin.	(2)	2103	17.51	34.0	-	489.16	74.00	100.14	-	11.40	157.70	8.66	921/440	705.00	39.30	211209	439.58	125.91	14.39	
540530	HUDCO	(C) (10)	2103	2001.90	90.0		7277.73	95.60	1578.50	14.0	7.90	65.90	14.66	58/30	34.50	4.62	211209	5227.15	969.56	4.84	AAED
532835	ICRA	(C) (10)	2103	9.65	50.0	-	301.06	26.90	81.66	270.0	84.60	785.10	14.35	4500/3056	4104.00	39.30	211209	249.09	79.79	82.01	H
540565	India Grid Trust	(C)(100)	2103	7001.80	-		1704.85	85.00	333.71	12.0	4.80	97.90	-	863/576	707.00	24.40	211209	1697.89	243.47	3.65	
535789	Indiabulls Hsg Fin	(C) (2)	2103	92.47	23.0		10030.12	84.70	1201.59	450.0	26.00	349.00	13.75	314/130	154.00	8.00	211209	6827.83	871.00	19.55	AAED
540750	Indian Energy (IEX)	(C) (1)	2103	29.96	-		317.85	78.90	206.09	250.0	6.90	17.60	44.59	319/108	230.00	72.80	211209	318.95	220.22	2.47	H
543257	Indian Railway Fin.	(10)	2103	13068.51	86.0	-	15770.86	99.30	4416.16	11.0	3.40	28.60	13.31	27/20	21.80	4.69	211209	14367.54	4597.34	3.52	H
500253	LIC Hsg Finance	(C) (2)	2103	110.01	40.0	-	19880.22	89.90	2740.72	425.0	49.80	424.20	14.10	542/321	360.00	12.50	211209	14646.49	1172.25	23.23	B
531213	Manappuram	(C) (2)	2103	169.27	35.0	11/1:1	6374.63	73.10	1724.25	100.0	20.40	86.30	28.60	224/109	114.00	6.23	211209	4579.67	1067.74	12.62	B

Corporate Scoreboard

Co. Code	Name of the company (Face value)		Year ended	Equity (Rs cr)	PH (%) (Latest)	Last bonus yr/ratio	Sales (Rs cr)	OPM (%)	NP (Rs cr)	Div (%)	EPS (Rs)	Book value (Rs)	RONW (%)	Market price 52-week H/L	Market price as on 30/03/2022	P/E ratio	Cumulative/Unaudited Period ended	Cumulative/Unaudited Sales (Rs cr)	Cumulative/Unaudited NP (Rs cr)	Cumulative/Unaudited EPS (Rs)	We Reco.
534091	MCX	(C) (10)	2103	51.00	-	-	390.56	47.40	225.22	277.0	44.20	278.10	16.67	2135/1165	1425.00	50.00	211209	260.35	106.92	21.00	AAED
533398	Muthoot Finance	(C) (10)	2103	401.08	74.0		11566.42	80.10	3804.40	200.0	94.80	388.20	28.85	1723/1120	1295.00	13.00	211209	9163.77	3025.09	75.26	AAED
543396	One 97 Commun.	(C) (1)	2103	64.85	-	-	2801.30	-65.50	-1667.18	-	-	217.60	-	1961/520	541.00	-	211209	3433.30	-1633.90	-27.00	
543390	PB Fintech	(C) (2)	2103	89.90	-	-	886.66	-17.10	-169.65	-	-	128.80	-	1470/618	718.00	-	211209	884.59	-613.30	-15.00	
532366	PNB Gilts	(10)	2103	180.01	74.0		1052.27	96.70	460.57	100.0	25.60	73.10	25.59	94/47	59.30	12.30	211209	747.81	116.65	6.48	AAED
540173	PNB Housing	(C) (10)	2103	168.19	33.0		7624.08	83.20	929.90	-	55.30	530.30	8.32	925/350	371.00	8.01	211209	4770.51	666.94	39.59	AAED
532810	Power Fin Corp	(C) (10)	2103	2640.08	66.0	16/1:1	71700.51	90.00	11747.83	100.0	44.50	230.20	14.76	154/104	112.00	2.16	211209	57408.64	14472.31	40.94	AAED
533344	PTC India Fin.	(C) (10)	2103	642.28	65.0	-	1139.45	73.90	25.60	-	0.40	33.00	5.26	26/15	15.40	15.20	210906	496.02	98.07	1.53	B
535322	Repco Home Fin	(C) (10)	2103	62.56	37.0		1392.23	85.60	300.21	25.0	48.00	337.70	17.60	430/166	180.00	5.31	211209	982.34	149.51	24.53	H
532955	Rural Elec. Corp.	(C) (10)	2103	1974.92	59.0	16/1:1	35575.40	90.70	8378.24	110.0	42.40	221.60	14.22	169/117	123.00	2.47	211209	29635.69	7734.37	39.16	AAED
543066	SBI Card	(10)	2103	942.62	69.0	-	9713.58	21.40	984.65	-	10.40	66.80	16.92	1165/712	871.00	67.80	211209	7826.96	1035.28	11.01	
511218	Shriram Transport Fin	(C) (10)	2103	253.06	26.0	-	17436.40	71.40	2498.83	180.0	98.70	858.20	14.73	1696/1002	1130.00	12.80	211209	14173.56	1621.80	61.57	H
543238	UTI Asset Manage.	(C) (10)	2103	126.85	-	-	1198.63	51.50	484.18	170.0	39.00	254.30	16.48	1217/536	990.00	20.50	211209	1033.31	480.68	37.87	H
49	**- FINANCIAL INVESTMENT & HOLDING**																				
500490	Bajaj Hold & Inv.	(C) (10)	2103	111.29	44.0	97/1:2	463.07	63.40	3649.83	400.0	328.00	3339.60	10.94	5660/3141	4999.00	14.30	211209	340.23	2950.29	265.10	H
532485	Balmar Lawr Inv	(C) (10)	2103	22.20	60.0	-	1612.74	7.40	79.73	380.0	35.90	494.60	9.70	510/362	377.00	12.50	211209	1506.32	90.79	26.38	
533095	Bengal & Assam	(C) (10)	2103	11.30	75.0		10456.56	14.20	503.45	75.0	445.70	3465.70	13.62	2880/1305	2438.00	4.11	211209	9873.48	516.51	383.49	AAED
533303	BF Investment	(C) (5)	2103	18.83	73.0		16.91	62.60	267.03	-	70.90	875.60	7.79	446/256	280.00	3.30	211209	17.80	111.80	29.68	B
504973	Cholamandalam Fin.	(C) (1)	2103	18.77	49.0	04/1:1	13904.90	51.40	824.64	55.0	43.90	286.90	12.91	763/542	618.00	14.40	211209	10900.58	1552.63	38.27	AAED
539844	Equitas Holdings	(C) (10)	2103	341.79	-	-	3820.69	56.10	473.24	30.0	13.80	90.00	7.84	145/73	107.00	19.60	211209	2991.71	92.77	2.71	AAED
532636	IIFL Finance	(C) (2)	2103	75.79	29.0	-	5989.40	59.90	760.12	150.0	20.10	142.20	11.02	375/234	271.00	9.24	211209	4980.15	867.29	22.87	AAED
500243	Kirloskar Indus.	(C) (10)	2103	9.71	73.0	07/1:1	2082.27	21.90	163.79	100.0	168.70	1797.90	8.03	1975/1190	1525.00	5.73	211209	2745.21	360.38	198.79	AAED
500266	Maha Scooters	(10)	2103	11.43	51.0	97/1:1	30.71	-14.50	8.81	500.0	7.70	14211.30	1.84	5050/3275	3644.00	28.90	211209	11.28	141.14	123.50	B
539940	Max Ventures	(C) (10)	2103	146.71	38.0	-	1189.92	16.00	10.21	-	0.70	60.20	4.37	158/52	97.80	17.80	211209	72.08	132.94	4.66	H
532256	Nalwa Sons	(C) (10)	2103	5.14	56.0	-	67.52	64.90	41.66	-	81.10	9933.20	9.91	2167/1001	1577.00	12.30	211209	81.09	58.87	114.63	B
532798	Network 18 media	(C) (5)	2103	523.47	75.0		4705.11	16.20	28.85	-	0.30	5.30	-	115/34	84.20	47.70	211209	4259.10	627.72	1.41	H
505800	Rane Holdings	(C) (10)	2103	14.28	46.0	94/1:1	2057.02	6.80	-45.80	-	-	535.40	1.31	783/543	588.00	-	211209	1893.92	47.83	30.00	AAED
505533	Westlife Deve.	(C) (2)	2103	31.16	62.0	-	986.03	4.80	-103.61	-	-	30.90	0.47	684/385	479.00	-	211209	1136.04	-16.98	-1.09	
500780	Zuari Global	(C) (10)	2103	29.44	56.0	-	833.80	6.70	-76.24	20.0	-	694.60	-	201/76	181.00	-	211209	465.56	-68.47	-15.67	B
50	**- FOOD BEVERAGES & DAIRY PRODUCTS**																				
500825	Britannia Ind	(C) (1)	2103	24.09	51.0	10/1:1	13136.14	19.10	1864.35	6200.0	77.40	147.30	32.70	4153/3050	3094.00	49.40	211209	10585.81	1138.03	47.53	AAED
543306	Dodla Dairy	(C) (10)	2103	59.49	62.0	-	1944.01	12.50	126.48	-	21.30	119.00	23.18	675/385	467.00	31.70	211209	1653.63	92.33	15.62	H
531531	Hatsun Agro	(1)	2103	21.56	73.0	16/2:5	5569.74	14.00	246.35	800.0	11.40	47.40	13.14	1534/715	1098.00	96.60	211209	4765.12	188.26	8.73	AAED
519552	Heritage Foods	(C) (5)	2103	23.20	40.0	13/1:1	2473.11	10.60	149.95	100.0	32.30	128.40	-	565/287	315.00	13.50	211209	1985.38	83.68	18.08	AAED
533155	Jubilant Food	(C) (10)	2103	131.97	45.0	18/1:1	3311.87	23.30	231.67	60.0	17.60	108.10	25.12	4590/2443	2655.00	81.60	211209	3220.14	322.08	24.52	
507621	Milk Food	(C) (10)	2103	4.89	50.0	-	367.91	5.40	2.44	-	5.00	243.40	7.36	451/290	385.00	83.70	211209	223.19	1.74	3.56	H
500790	Nestle India	(10)	2112	96.42	63.0	96/1:2	14709.41	21.20	1908.36	2000.0	197.90	216.20	105.76	20609/16255	16950.00	70.30	-	-	-	-	H
539889	Parag Milk Foods	(C) (10)	2103	95.38	49.0	-	1841.76	6.80	20.71	5.0	2.20	110.40	10.92	160/94	95.60	18.40	211209	1520.04	59.29	6.34	B
539351	Prabhat Dairy	(10)	2003	97.68	50.0	-	533.09	-27.40	-109.18	-	-	48.20	6.47	100/87	99.60	-	201209	262.45	18.50	1.89	
534425	Speciality Rest.	(C) (10)	2103	46.96	51.0		150.14	-0.90	-33.53	-	-	28.80	-	179/35	173.00	46.30	211209	181.15	5.23	1.11	
519156	Vadilal Inds	(C) (10)	2103	7.19	65.0	-	463.79	7.60	4.63	-	6.40	244.50	27.09	1500/824	1412.00	25.70	211209	484.85	23.01	32.01	
540180	Varun Beverages	(C) (10)	2112	433.03	74.0	19/1:2	8823.23	18.80	694.05	-	16.00	94.20	11.38	1020/582	968.00	59.30	-	-	-	-	
51	**- FOOD PROCESSING**																				
519183	ADF Food	(C) (10)	2103	20.02	46.0	-	369.32	18.30	50.07	30.0	25.00	136.40	22.93	1095/685	709.00	28.70	211209	313.04	37.24	18.60	H
540692	Apex Frozen Foods	(10)	2103	31.25	-		818.48	11.10	44.29	20.0	14.20	140.70	16.15	435/200	293.00	21.70	211209	707.43	33.77	10.81	
530307	Chaman Lal Setia	(2)	2103	10.35	75.0		851.49	13.80	82.01	28.0	15.90	67.60	20.99	155/78	100.00	8.13	211209	622.86	42.49	8.22	AAED
519588	DFM Foods	(2)	2103	10.05	38.0	-	524.06	10.60	28.70	50.0	5.70	35.40	17.61	454/227	248.00	-	211209	412.90	-9.93	-1.98	H
507552	Foods & Inns	(C) (1)	2103	5.03	44.0	19/2:1	370.75	5.90	3.93	20.0	0.80	36.20	6.32	125/48	81.80	24.20	211209	439.65	13.05	2.46	
533400	Future Consumer	(C) (6)	2103	1192.22	48.0		1184.51	-22.30	-419.38	-	-	3.00	-	12/4	5.50	-	211209	1206.24	-103.51	-0.52	H
540743	Godrej Agrovet	(C) (10)	2103	192.03	69.0		6266.71	9.00	313.74	80.0	16.30	106.80	18.07	747/450	454.00	25.90	211209	6225.34	279.34	14.59	B
539725	Gokul Agro	(C) (2)	2103	26.38	73.0	-	8386.59	1.70	44.69	-	3.40	22.80	7.76	84/18	70.90	11.90	211209	7635.38	65.04	4.55	
530813	KRBL	(C) (1)	2103	23.54	59.0	-	3991.88	20.60	558.91	350.0	23.70	156.90	19.07	338/173	210.00	10.10	211209	3223.16	350.34	14.88	
532783	L T Foods Ltd.	(C) (1)	2103	31.98	56.0	-	4644.35	12.00	274.05	100.0	8.60	54.90	13.34	90/56	77.20	8.97	211209	3901.06	233.94	6.90	
541352	Megastar Foods	(C) (10)	2103	10.00	68.0	-	165.30	5.40	4.19	-	4.20	26.80	17.34	167/26	125.00	29.20	-	-	-	-	
543253	Mrs. Bectors Food	(C) (10)	2103	58.80	51.0	-	880.73	16.10	72.29	24.0	12.30	73.40	19.26	464/280	282.00	27.70	211209	735.86	46.94	7.98	H
540724	Prataap Snacks	(C) (5)	2103	11.73	71.0		1171.09	5.40	14.16	10.0	6.00	265.70	5.84	953/485	683.00	59.50	211209	1035.15	5.85	2.50	
543248	Restaurant Brands	(10)	2103	383.95	52.0	-	494.45	3.00	-166.73	-	-	17.60	-	190/95	96.80	-	211209	675.01	-79.73	-2.08	
543397	Sapphire Foods	(C) (10)	2103	63.54	51.0	-	1019.62	12.30	-97.28	-	-	99.70	-	1540/974	1426.00	-	211209	1224.74	19.48	3.41	
519091	Tasty Bite	(10)	2103	2.57	74.0	-	385.31	14.00	39.34	20.0	153.30	805.20	27.86	21487/10451	10999.00	144.00	211209	271.57	5.67	22.10	
540955	Tasty Dairy	(10)	2103	20.43	74.0	-	328.01	-4.10	-13.83	-	-	28.70	6.61	42/19	21.00	-	211209	135.79	-2.89	-1.42	AAED
519152	Vadilal Enterp	(10)	2103	0.86	51.0	-	340.15	4.60	0.85	-	9.90	41.60	-	1988/1402	1800.00	33.70	211209	386.17	6.49	75.32	
523660	Waterbase	(C) (10)	2103	41.43	64.0		211.30	6.70	5.92	10.0	1.40	45.90	10.06	146/81	84.20	95.30	211209	260.22	6.27	1.52	

Corporate Scoreboard

Co. Code	Name of the company (Face value)	Year ended	Equity (Rs cr)	PH (%) (Latest)	Last bonus yr/ratio	Sales (Rs cr)	OPM (%)	NP (Rs cr)	Div (%)	EPS (Rs)	Book value (Rs)	RONW (%)	Market price 52-week H/L	Market price as on 30/03/2022	P/E ratio	Cumulative/Unaudited Period ended	Cumulative/Unaudited Sales (Rs cr)	Cumulative/Unaudited NP (Rs cr)	Cumulative/Unaudited EPS (Rs)	We Reco.
52	**- FORGINGS**																			
500493	Bharat Forge (C) (2)	2103	93.12	46.0	17/1:1	6336.26	-94.10	119.63	100.0	-	116.30	7.18	848/556	690.00	34.90	211209	7000.92	845.20	18.17	B
513509	Kalyani Forge (10)	2103	3.64	59.0	-	180.76	6.70	-1.70	15.0	-	275.20	-	240/162	174.00	31.40	211209	180.10	2.37	6.52	B
522241	M M Forgings (C) (10)	2103	24.14	56.0	18/1:1	744.13	17.10	45.16	50.0	18.70	201.80	-	969/433	811.00	17.30	211209	826.48	79.38	32.89	H
532756	Mahindra CIE (C) (10)	2112	379.08	70.0	-	8386.71	12.10	400.40	25.0	10.60	137.10	2.02	312/148	168.00	15.80	-	-	-	-	B
532527	Ramkrishna Forgings (C) (2)	2103	31.98	44.0	-	1288.93	17.30	20.67	-	6.50	276.00	1.14	252/97	161.00	16.60	211209	1601.52	114.09	35.69	
53	**- GLASS AND GLASS PRODUCTS**																			
515030	Asahi India Glass (C) (1)	2103	24.31	54.0	05/1:1	2434.34	18.40	133.07	100.0	5.50	59.29	12.08	613/284	409.00	33.00	211209	2229.69	215.21	8.91	AAED
502219	Borosil Renewables (1)	2103	13.01	74.0	18/3:1	502.27	39.30	89.64	-	6.90	47.20	0.19	748/213	588.00	41.10	211209	465.16	119.46	9.18	H
509525	Empire Ind. (10)	2103	6.00	73.0		490.26	8.80	13.21	250.0	22.00	411.70	14.70	998/568	588.00	24.80	211209	359.64	10.39	17.33	AAED
515147	Haldyn Glass (C) (1)	2103	5.38	53.0		177.90	11.30	7.49	60.0	1.40	26.80	7.09	52/29	41.40	21.10	211209	157.75	8.77	1.63	AAED
515145	Hind Natl Glass (2)	2103	17.91	71.0	-	1898.95	1.50	-304.14	-	-	-48.20	-	53/11	16.20	-	211209	1503.25	-227.75	-25.43	H
526947	La Opala RG (2)	2103	22.20	65.0	18/1:1	211.28	32.40	49.57	75.0	4.50	60.00	15.24	487/200	352.00	44.00	211209	247.59	68.69	6.19	
515043	Saint-Gob. Sekur. (10)	2103	91.11	75.0	-	104.89	15.40	11.42	10.0	1.30	15.50	8.67	109/57	80.60	29.10	211209	106.00	41.41	4.55	B
54	**- HEALTHCARE**																			
508869	Apollo Hospitals (C) (5)	2103	71.89	34.0	-	10560.01	11.00	109.25	60.0	7.60	319.60	9.60	5935/2819	4683.00	76,8	211209	11116.21	1011.35	67.15	
540975	Aster DM Healthcare (C) (10)	2103	499.51	37.0		8608.43	12.30	147.74	-	3.00	67.60	-	237/133	181.00	22.30	211209	7525.49	355.42	6.03	AAED
539524	Dr. Lal PathLabs (C) (10)	2103	83.34	57.0	-	1581.30	27.60	291.60	200.0	35.00	149.40	22.25	4246/2263	2575.00	58.50	211209	1642.40	288.20	34.27	
532843	Fortis Healthcr (C) (10)	2103	754.96	52.0		4167.12	10.00	-102.21	-	-	81.10	-	314/196	272.00	57.20	211209	4360.86	702.92	6.45	AAED
539787	Healthcare Global (C) (10)	2103	125.36	24.0	-	1013.44	12.50	-111.71	-	-	55.60	-	286/159	267.00	74.30	211209	1030.89	36.67	3.77	
532150	Indraprastha Med (10)	2103	91.67	51.0	-	613.38	6.60	2.33	-	0.30	29.80	17.40	103/53	59.40	9.31	211209	673.72	43.42	4.74	B
523323	Kovai Medical (10)	2103	10.94	50.0	-	690.36	28.00	77.69	30.0	71.00	466.20	24.52	1925/1075	1602.00	15.60	211209	685.40	85.43	78.08	
543308	Krishna Institute (C) (10)	2103	80.03	39.0	-	1329.94	28.30	202.00	-	25.20	133.00	-	1565/938	1348.00	34.80	211209	1278.48	260.47	33.27	H
543328	Krsnaa Diagnostics (C) (5)	2103	15.70	27.0	-	61.02	30.50	-0.07	-	-	164.60	-	1100/490	491.00	8.34	211209	347.20	50.45	17.49	
542650	Metropolis Health (C) (2)	2103	10.23	57.0	-	997.99	28.70	183.10	400.0	35.80	138.10	30.91	3580/1804	2061.00	47.10	211209	922.43	174.53	34.05	AAED
539551	Narayana Hrudaya. (C) (10)	2103	204.36	64.0	-	2582.35	7.10	-14.30	-	-	49.40	11.72	755/385	752.00	45.10	211209	2759.70	273.16	13.45	H
543264	Nureca (C) (10)	2103	10.00	70.0	-	213.45	28.80	46.37	20.0	46.40	163.10	52.10	2317/583	1321.00	26.30	211209	214.19	46.37	46.36	
531768	Poly Medicure (C) (5)	2103	47.94	49.0	17/1:1	786.47	27.20	135.87	50.0	14.20	100.70	23.47	1165/686	888.00	57.10	211209	665.58	110.33	11.51	AAED
540797	Shalby (C) (10)	2103	108.01	79.0		430.90	20.10	42.40	10.0	3.90	77.30	3.43	214/98	119.00	23.90	211209	536.37	43.85	4.06	H
539871	Thyrocare Tech. (C) (10)	2103	52.87	64.0	-	494.62	34.60	113.14	250.0	21.40	80.80	22.33	1466/743	762.00	20.90	211209	458.00	154.90	29.26	
543350	Vijaya Diagnostic (C) (1)	2103	10.20	55.0	-	376.75	44.10	84.03	-	8.20	35.20	26.53	672/374	437.00	53.00	211209	346.16	86.78	8.43	
524394	Vimta Labs (C) (2)	2103	4.42	37.0	-	210.68	25.10	21.41	100.0	9.70	88.00	3.88	453/152	325.00	19.00	211209	204.19	29.46	13.34	
531335	Zydus Wellness (C) (10)	2103	63.63	73.0	-	1866.67	18.10	244.34	50.0	38.40	717.80	4.68	2477/1430	1467.00	30.30	211209	1369.32	175.57	27.59	AAED
55	**- HOTELS & RESORTS**																			
543283	Barbeque Nation (5)	2103	19.37	35.0	-	507.08	8.60	-92.39	-	-	109.60	-	1950/481	1271.00	-	211209	609.53	-25.67	-10.34	
542399	Chalet Hotels (C) (10)	2103	205.02	72.0	-	294.39	1.00	-135.36	-	-	69.10	-	317/123	314.00	-	211209	359.79	-70.01	-3.41	
543330	Devyani Internati. (C) (1)	2103	120.25	63.0	-	1134.84	16.70	-97.41	-	-	4.60	-	199/108	171.00	-	211209	1493.26	79.17	0.67	
500840	EIH (C) (2)	2103	125.07	35.0	06/1:2	497.08	-58.70	-367.27	-	-	49.60	5.01	161/81	159.00	-	211209	691.40	-110.91	-1.80	
523127	EIH Ass. Hotels (10)	2103	30.47	75.0	-	101.39	-18.50	-22.81	-	-	104.60	12.04	481/205	453.00	151.00	211209	134.56	6.15	2.02	H
500850	Indian Hotels Co (C) (1)	2103	118.93	39.0	94/1:1	1575.16	-23.00	-862.66	40.0	-	30.70	5.70	236/90	232.00	-	211209	2184.14	-336.54	-2.61	
541233	Lemon Tree Hotels (C) (10)	2103	792.25	31.0	-	251.72	24.30	-127.07	-	-	11.60	-	70/27	69.10	-	211209	282.70	-98.19	-0.79	
533088	Mahindra Holiday (C) (10)	2103	133.55	67.0	17/1:2	1729.96	13.70	-13.08	-	-	-52.50	-	268/127	237.00	116.00	211209	1596.02	51.76	2.57	AAED
532390	Taj GVK Hotels (C) (2)	2103	12.54	75.0	-	94.17	-2.30	-39.97	-	-	58.70	7.04	162/102	156.00	-	211209	162.80	7.20	0.02	
538268	Wonderla Holidays (10)	2103	56.53	71.0		38.42	-74.70	-49.93	-	-	143.20	5.62	270/162	239.00	-	211209	69.86	-17.98	-3.18	
56	**- INSURANCE**																			
540755	General Insurance (C) (5)	2103	877.20	86.0	18/1:1	48594.37	6.80	1991.59	-	11.40	185.00	-	232/109	112.00	13.40	211209	36200.22	210.34	1.20	H
540777	HDFC Life Insurance (C) (10)	2103	2020.94	81.0		71973.08	1.60	1360.87	20.0	6.70	42.70	19.62	776/497	512.00	92.70	211209	49308.13	820.74	4.06	B
540716	ICICI Lombard (10)	2103	454.77	56.0		12678.36	16.30	1473.05	80.0	32.40	171.00	21.71	1675/1192	1259.00	47.50	211209	11493.54	958.50	19.54	H
540133	ICICI Prudential (C) (10)	2103	1436.03	81.0	-	84851.19	-0.50	956.16	20.0	6.70	63.30	12.21	724/430	479.00	109.00	211209	49718.76	572.33	3.98	AAED
540769	New India Assu (C) (5)	2103	824.00	85.0	18/1:1	32794.17	6.00	1640.47	-	10.00	155.10	-	183/110	111.00	18.60	211209	25626.03	727.72	4.53	H
540767	Nippon Life India (C) (10)	2103	616.53	86.0		1419.34	39.30	680.33	80.0	11.00	50.30	16.09	476/282	342.00	28.80	211209	968.67	568.53	9.16	
540719	SBI Life Insurance (10)	2103	1000.00	84.0		82779.68	0.90	1455.85	25.0	14.60	104.00	17.30	1293/865	1118.00	81.90	211209	61599.33	833.85	8.34	
543412	Star Health & Allied (10)	2103	575.52	59.0	-	5446.83	-18.30	-822.35	-	-	109.90	-	940/584	700.00	-	211209	7548.35	-950.63	-17.36	H
57	**- LEATHER/FOOTWEAR**																			
500043	Bata India (C) (5)	2103	64.26	53.0	87/1:1	1708.48	9.50	-84.70	80.0	-	136.80	18.21	2262/1264	1935.00	358.00	211209	1722.47	40.03	3.11	
526666	Bhartiya Intl (C) (10)	2103	12.20	48.0	-	548.39	5.90	-6.15	-	-	278.80	5.73	384/156	261.00	26.40	211209	536.93	4.29	3.68	
540775	Khadim India (C) (10)	2103	17.97	60.0		628.18	0.50	-32.94	-	-	111.80	-	359/124	224.00	26.30	211209	434.91	3.78	2.11	
526596	Liberty Shoes (10)	2103	17.04	61.0	05/1:1	458.06	11.10	0.31	-	0.20	109.40	4.57	216/116	149.00	27.20	211209	361.25	1.82	1.07	
543426	Metro Brands (C) (5)	2103	135.75	74.0	-	800.06	21.80	70.30	30.0	2.60	41.50	8.60	673/426	602.00	240.00	211209	939.77	144.68	5.44	
526642	Mirza International (C) (2)	2103	24.06	74.0	00/1:1	1048.93	11.30	8.91	-	0.70	53.00	1.41	182/43	162.00	21.70	211209	1251.19	82.62	6.87	
530517	Relaxo Footwears (1)	2103	24.84	74.0	19/1:1	2359.15	21.00	291.56	250.0	11.70	63.30	19.03	1448/841	1027.00	93.90	211209	1955.08	169.75	6.83	H

Corporate Scoreboard

Co. Code	Name of the company (Face value)		Year ended	Equity (Rs cr)	PH (%) (Latest)	Last bonus yr/ratio	Sales (Rs cr)	OPM (%)	NP (Rs cr)	Div (%)	EPS (Rs)	Book value (Rs)	RONW (%)	Market price 52-week H/L	Market price as on 30/03/2022	P/E ratio	Cumulative/Unaudited Period ended	Cumulative/Unaudited Sales (Rs cr)	Cumulative/Unaudited NP (Rs cr)	Cumulative/Unaudited EPS (Rs)	We Reco.
58	**- LOGISTICS/PORT**																				
532921	Adani Ports	(C) (2)	2103	408.35	61.0	-	12549.60	69.30	4994.30	250.0	24.50	110.70	15.36	901/638	743.00	29.40	211209	12089.00	3762.22	17.54	AAED
532749	Allcargo Global	(C) (2)	2103	49.14	70.0	15/1:1	10498.10	6.10	288.48	100.0	11.70	92.90	8.37	412/120	326.00	11.40	211209	14296.15	724.08	27.63	AAED
506074	Arshiya Intl.	(C) (2)	2103	52.46	75.0	06/3:2	220.64	38.80	-365.99	-	-	-9.10	-	40/21	31.90	-	211209	116.83	-177.92	-4.34	
526612	Blue Dart Express	(C) (10)	2103	23.73	75.0	01/1:1	3288.13	20.70	120.64	150.0	50.80	286.20	4.25	7500/4910	6422.00	42.30	211209	3244.58	245.24	103.35	
532622	Gateway Distripa	(C) (10)	2103	124.84	25.0	07/1:4	1179.35	26.50	94.33	70.0	7.60	118.10	6.55	325/165	280.00	19.00	211209	1014.61	138.41	2.78	B
532345	Gati	(C) (2)	2103	24.39	37.0	00/1:2	1314.24	2.10	-38.06	-	-	51.20	-	222/93	163.00	47.90	211209	1103.38	25.29	2.81	
533248	Guj. Pipavav	(C) (10)	2103	483.44	43.0		733.46	57.60	221.95	45.0	4.60	46.30	14.24	124/78	79.20	19.80	211209	522.87	122.59	2.54	B
540768	Mahindra Logistics	(C) (10)	2103	71.71	61.0		3263.72	4.10	32.13	25.0	4.50	79.20	10.60	821/391	466.00	89.40	211209	3010.35	23.46	3.46	
539332	Navkar Corp.	(10)	2103	150.52	73.0	-	672.36	21.00	15.93	-	1.10	120.60	2.56	54/30	32.00	10.60	211209	654.84	37.23	2.47	
526381	Patel Integrated	(10)	2103	26.04	44.0	-	212.25	2.40	0.05	1.0	-	44.80	0.05	20/8	13.20	45.40	211209	169.06	0.13	0.05	
520086	Sical Logistics	(C) (10)	2103	58.52	57.0	-	503.63	-2.30	-224.57	-	-	-114.10	-	23/9	12.40	-	211209	232.52	-185.98	-32.36	
540212	TCI Express	(02)	2103	7.69	66.0		843.99	15.90	100.60	200.0	26.20	112.90	29.55	2572/807	1716.00	48.80	211209	783.29	92.93	24.15	
532349	Transport Corp	(C) (2)	2103	15.42	66.0	-	2802.39	9.20	157.89	125.0	20.50	140.10	15.84	859/254	575.00	16.40	211209	2358.95	206.44	26.45	
539118	VRL Logistics	(10)	2103	88.34	70.0		1762.92	14.00	45.07	40.0	5.10	67.60	14.88	592/202	481.00	30.10	211209	1738.71	103.92	11.76	H
59	**- LUBRICANTS**																				
500870	Castrol India	(5)	2112	494.56	51.0	17/1:1	4192.10	25.40	758.10	110.0	7.70	16.60	41.93	155/102	102.00	13.40	-	-	-	-	B
532543	G P Petroleums	(5)	2103	25.49	72.0	13/23:19	609.80	4.40	17.72	-	3.50	45.70	7.29	77/34	47.40	15.80	211209	534.93	10.42	2.05	
538567	Gulf Oil Lub.	(2)	2103	10.07	73.0		1652.21	16.10	200.09	800.0	39.80	172.70	30.07	749/417	429.00	10.40	211209	1552.70	147.68	29.32	H
590005	Tide Water Oil	(C) (2)	2103	3.48	56.0	21/1:1	1258.48	13.00	141.33	6000.0	81.20	422.80	19.96	3694/856	1132.00	16.20	211209	1091.03	85.12	50.09	H
60	**- METALS / MINING / MINERALS**																				
533022	20 Microns	(C) (5)	2103	17.64	44.0	-	432.38	11.70	22.45	-	6.40	56.40	15.37	108/29	78.80	8.66	211209	440.78	24.06	6.79	B
527001	Ashapura Minechem	(C) (2)	2103	17.40	48.0	07/1:1	1148.11	10.40	72.64	25.0	8.40	49.50	-	177/88	125.00	10.60	211209	946.62	74.34	8.35	H
533278	Coal India	(C) (10)	2103	6162.73	79.0	-	90026.01	20.60	12699.89	160.0	20.60	59.30	57.03	204/123	193.00	7.84	211209	77006.73	10663.42	17.31	B
513353	Cochin Minerals	(10)	2103	7.83	52.0		239.15	8.40	8.11	-	10.40	109.00	7.95	190/96	109.00	-	211209	213.53	-1.37	-1.75	H
512068	Deccan Gold	(C) (1)	2103	9.33	27.0		0.04	-99.90	-3.22	-	-	4.90	-	36/14	35.40	-	211209	-	-1.94	-0.20	B
532181	Guj Mineral Dev	(C) (2)	2103	63.60	74.0	08/1:1	1339.24	-23.70	49.68	10.0	1.60	126.90	4.76	196/51	192.00	13.80	211209	1674.79	227.98	7.17	B
513599	Hind Copper	(C) (5)	2103	483.91	83.0	-	1786.76	21.70	87.48	7.0	0.90	16.40	-	197/105	114.00	44.20	211209	1276.47	284.83	2.95	B
500188	Hind Zinc	(2)	2103	845.06	65.0	11/1:1	22629.00	51.60	7980.00	-	18.90	76.50	18.00	409/257	310.00	14.10	211209	20643.00	6701.00	15.86	B
522165	Indsil Hydro	(C) (10)	2103	27.79	54.0		61.03	20.00	-17.64	-	-	21.20	-	118/10	101.00	11.30	211209	151.01	23.93	8.61	B
590078	Maithan Alloys	(C) (10)	2103	29.11	71.0	15/1:1	1619.78	18.00	230.84	60.0	79.30	525.90	15.41	1492/532	1371.00	6.08	211209	2155.32	576.11	197.90	AAED
532932	Manaksia	(C) (2)	2103	13.11	63.0	-	861.04	11.70	59.64	150.0	9.10	145.90	5.75	91/48	72.40	4.03	211209	815.47	116.02	17.57	B
533286	MOIL	(10)	2103	237.33	66.0	17/1:1	1177.38	23.20	213.41	74.0	9.00	118.80	8.31	208/138	187.00	10.40	211209	968.41	245.91	10.36	AAED
513683	NLC India	(C) (10)	2103	1386.64	89.0	-	9846.09	32.90	1354.46	10.0	9.80	101.70	11.23	80/46	63.70	6.05	211209	8862.05	784.49	5.66	B
526371	NMDC	(C) (1)	2103	293.06	75.0	08/2:1	15370.06	57.20	6276.61	776.0	21.40	102.00	13.42	213/125	159.00	4.44	211209	19179.49	7578.33	25.80	B
590086	Orissa Minerals	(1)	2103	0.60	50.0		-	-	-46.69	-	-	39.80	-	3802/2200	2823.00	-	211209	73.70	-5.24	-8.74	
523539	Precision Wires	(1)	2103	11.56	60.0	-	1722.89	4.80	39.31	100.0	17.00	136.70	11.61	131/35	77.00	14.60	211209	1945.51	44.70	3.87	H
504918	Sandur Manganese	(10)	2103	9.00	72.0	-	746.59	36.40	153.93	100.0	171.00	1103.20	19.10	4025/951	3489.00	6.16	211209	1532.50	439.59	488.33	AAED
504966	Tinplate Co.	(10)	2103	104.67	75.0	-	2281.37	7.70	98.15	20.0	9.40	80.80	12.61	422/156	412.00	14.60	211209	2755.40	238.49	22.79	AAED
61	**- NATURAL GAS-LOGISTICS**																				
500003	Aegis Logistics	(C) (1)	2103	35.10	62.0	10/2:3	3843.46	10.10	223.38	200.0	6.40	55.20	6.55	394/167	202.00	21.60	211209	2527.40	282.82	7.49	B
532155	GAIL	(C) (10)	2103	4440.39	54.0	19/1:1	57371.91	12.60	6136.35	50.0	13.80	119.80	19.19	171/125	152.00	5.98	211209	65546.11	8829.86	19.82	B
532702	Guj St Petronet	(C) (10)	2103	564.20	38.0	-	11535.36	31.00	1606.77	20.0	28.50	113.30	42.28	383/220	258.00	8.99	211209	13310.28	1591.50	21.31	B
539336	Gujarat Gas Co.	(C) (2)	2103	137.68	61.0	09/1:1	9854.25	21.20	1277.72	100.0	18.60	65.50	43.47	787/478	483.00	27.80	211209	12013.98	842.98	12.25	AAED
532514	Indraprastha Gas	(C) (2)	2103	140.00	45.0	-	4940.80	30.00	1172.55	180.0	16.80	90.50	24.45	604/321	370.00	17.90	211209	5937.21	1071.34	15.30	AAED
539957	Mahanagar Gas	(10)	2103	98.78	65.0	-	2152.53	43.40	619.57	230.0	62.70	327.20	29.66	1284/680	778.00	11.40	211209	2697.29	465.14	47.09	B
532522	Petronet LNG	(C) (10)	2103	1500.00	50.0	17/1:1	26022.90	18.10	2939.23	115.0	19.60	78.70	25.91	252/190	193.00	8.98	211209	32008.20	2647.13	17.65	AAED
62	**- OIL AND GAS EXPLORATION**																				
500186	Hind Oil Exploration	(C) (10)	2103	132.24	-	-	113.86	46.10	37.84	-	2.90	55.40	-	246/86	214.00	52.10	211209	113.51	47.20	3.57	B
500312	Oil & Natural Gas	(C) (5)	2103	6290.14	68.0	16/1:2	360572.31	13.80	15767.70	72.0	12.50	175.70	7.58	195/97	171.00	5.01	211209	375850.68	37232.62	27.80	B
533106	Oil India	(C) (10)	2103	1084.41	66.0	18/1:2	22497.61	25.20	3878.56	50.0	35.80	218.20	13.20	268/112	232.00	5.60	211209	21141.49	4191.89	32.31	B
63	**- OIL AND GAS ALLIED SECTOR**																				
523204	Aban Offshore	(C) (2)	2103	11.67	47.0	-	1069.47	-88.70	-2005.79	-	-	-2882.30	-	74/28	48.60	-	211209	470.01	-830.65	-142.51	H
526397	Alphageo (India)	(C) (10)	2103	6.36	44.0	-	143.10	10.90	6.44	80.0	10.10	413.20	-	511/175	334.00	9.62	211209	97.34	5.41	8.52	H
530355	Asian Energy	(C) (10)	2103	38.07	60.0		228.79	23.80	33.94	-	8.90	53.50	-	179/86	116.00	10.10	211209	198.56	29.84	7.89	B
523618	Dredging Corpn	(10)	2103	28.00	73.0	-	763.76	-4.50	-172.41	-	-	500.80	0.35	476/295	314.00	-	211209	510.00	2.35	-9.15	
511034	Jindal Drilling	(C) (5)	2103	14.49	64.0	04/1:1	397.86	13.90	-5.87	10.0	-	387.00	-	273/81	255.00	8.21	211209	339.21	45.27	15.62	AAED
526807	SEAMEC	(C) (10)	2103	25.43	70.0	-	256.80	27.70	41.16	10.0	16.20	260.40	26.88	1476/343	1361.00	36.00	211209	264.33	78.81	31.00	
530075	Selan Exploration	(10)	2103	15.20	28.0	11/1:10	48.82	-16.40	6.24	50.0	4.10	214.70	7.11	202/113	190.00	36.10	211209	53.99	6.91	4.55	B
64	**- PACKAGING**																				
507944	Bajaj Steel	(C) (5)	2103	2.60	37.0	-	510.99	18.10	65.60	60.0	126.20	329.90	-	1503/422	692.00	6.53	211209	369.35	30.98	60.24	AAED

Corporate Scoreboard

Co. Code	Name of the company (Face value)		Year ended	Equity (Rs cr)	PH (%) (Latest)	Last bonus yr/ratio	Sales (Rs cr)	OPM (%)	NP (Rs cr)	Div (%)	EPS (Rs)	Book value (Rs)	RONW (%)	Market price 52-week H/L	Market price as on 30/03/2022	P/E ratio	Cumulative/Unaudited Period ended	Cumulative/Unaudited Sales (Rs cr)	Cumulative/Unaudited NP (Rs cr)	Cumulative/Unaudited EPS (Rs)	We Reco.
523319	Balmer Lawrie	(C) (10)	2103	171.00	-	16/3:1	1528.98	9.20	120.33	60.0	7.00	90.20	10.48	151/112	116.00	12.00	211209	1479.98	88.39	5.31	H
526853	Bilcare	(C) (10)	2103	23.55	30.0	03/2:1	622.72	4.40	-71.69	-	-	36.70	-	119/49	71.80	-	211209	594.89	-0.90	-2.87	H
522295	Control Print	(C) (10)	2103	16.33	53.0	16/1:2	203.69	24.30	30.54	85.0	18.70	132.40	16.27	445/230	368.00	16.50	211209	179.56	27.80	17.02	AAED
508814	Cosmo Films	(C) (10)	2103	18.17	43.0	03/1:1	2285.18	17.10	236.90	250.0	130.40	469.90	15.71	1889/605	1718.00	8.58	211209	2217.50	288.44	161.36	
500089	DIC India	(10)	2112	9.18	72.0	92/1:1	744.83	3.10	12.39	50.0	13.50	420.50	3.03	550/340	349.00	25.90	-	-	-	-	B
500135	EPL	(C) (2)	2103	63.11	57.0	18/1:1	3091.60	19.60	250.74	205.0	7.90	53.80	14.69	294/149	172.00	24.40	211209	2562.40	165.70	5.25	AAED
500136	Ester Ind	(5)	2103	41.70	59.0	-	991.76	23.80	142.08	38.0	17.00	61.90	27.88	165/110	133.00	7.89	211209	1017.54	106.15	12.73	B
500655	Garware Hi-Tech Films	(C) (10)	2103	23.23	61.0	-	989.03	22.00	125.95	100.0	54.20	673.00	6.12	1225/606	717.00	10.80	211209	1003.15	122.06	52.54	
530315	Hind. Tin Works	(10)	2103	10.40	40.0	-	325.91	9.80	14.59	12.0	14.00	158.80	4.98	143/58	83.00	5.49	211209	303.32	12.03	11.30	AAED
526217	Hitech Corp.	(10)	2103	17.18	74.0	-	447.08	14.60	12.67	10.0	7.40	96.30	2.73	335/115	230.00	13.00	211209	438.40	29.05	16.92	AAED
509820	Huhtamaki PPL	(2)	2112	15.10	66.0	93/1:2	2625.28	4.20	8.29	50.0	1.10	94.80	12.80	328/151	153.00	139.00	-	-	-	-	AAED
500227	Jindal Poly Film	(C) (10)	2103	43.79	75.0	10/1:1	4082.28	27.00	790.88	20.0	180.60	603.30	24.10	1449/695	1118.00	5.34	211209	4156.66	704.20	160.83	B
504840	Kaira Can	(10)	2103	0.92	46.0	-	168.80	7.30	5.91	100.0	64.20	736.00	7.42	3567/925	1976.00	16.80	211209	171.73	9.23	100.14	H
524051	Polyplex Corpn	(C) (10)	2103	31.39	50.0	10/1:1	4918.27	24.70	511.81	1640.0	163.00	972.40	8.67	2387/780	2337.00	14.40	211209	4738.53	660.39	122.01	H
523301	TCPL Packaging	(C) (10)	2103	9.10	56.0	-	903.82	14.80	33.74	74.0	37.10	330.50	14.44	837/355	744.00	15.60	211209	757.65	30.42	33.44	H
500148	Uflex Ltd	(C) (10)	2103	72.21	44.0	-	8890.75	20.30	842.90	25.0	116.70	769.50	8.22	658/353	603.00	4.31	211209	9247.34	748.84	103.58	AAED
65 - PAINTS/VARNISHES																					
500710	Akzo Nobel	(C) (10)	2103	45.54	73.0	78/1:3	2421.30	14.10	207.64	500.0	45.60	282.60	20.02	2475/1809	1945.00	30.60	211209	1380.01	131.63	28.91	AAED
500820	Asian Paints	(C) (1)	2103	95.92	53.0	03/1:2	21712.70	22.40	3139.29	1785.0	32.70	133.50	27.50	3590/2409	3047.00	96.40	211209	21208.61	2210.76	22.73	
509480	Berger Paints	(C) (1)	2103	97.13	75.0	16/2:5	6817.59	17.40	719.75	280.0	7.40	34.80	25.30	873/620	689.00	81.50	211209	6574.27	612.66	6.31	
543258	Indigo Paints	(10)	2103	47.57	54.0	-	723.32	16.90	70.87	-	14.90	118.50	19.10	2740/1438	1517.00	96.80	211209	617.59	49.46	10.40	
500165	Kansai Nerolac	(C) (1)	2103	53.89	75.0	10/1:1	5074.50	17.00	529.74	525.0	9.80	75.20	14.32	675/422	449.00	52.70	211209	4832.75	323.98	6.20	H
66 - PAPER																					
502330	Andhra Paper	(10)	2103	39.77	75.0	80/1:4	886.75	6.90	-0.19	50.0	-	245.20	24.56	310/201	285.00	9.90	211209	983.05	82.28	20.69	B
540824	Astron Paper	(C) (10)	2103	46.50	44.0		435.15	7.30	10.27	-	2.20	37.80	8.48	74/32	44.20	14.00	211209	369.62	7.92	1.70	
533208	Emami Paper	(2)	2103	12.10	75.0	-	1216.27	18.90	15.01	-	2.50	89.20	6.95	215/95	172.00	11.30	211209	1388.90	78.12	12.31	AAED
538961	Genus Paper	(C) (1)	2103	25.71	50.0	-	285.72	9.10	6.98	-	0.30	15.70	1.91	16/6	13.60	52.80	211209	407.49	18.13	0.71	H
532162	J K Paper	(C) (10)	2103	169.40	49.0	-	2750.72	20.40	239.95	40.0	14.20	148.50	20.93	325/124	314.00	10.50	211209	2813.46	373.65	22.00	AAED
532937	Kuantum Paper	(1)	2103	8.73	70.0	-	403.88	7.30	-4.15	-	-	93.70	8.18	108/53	81.60	25.40	211209	578.40	9.10	1.04	
516082	N R Agarwal Inds	(10)	2103	17.02	73.0	-	1145.64	11.60	57.23	10.0	33.60	280.00	31.96	361/194	267.00	8.83	211209	1179.37	41.97	24.66	AAED
502420	Orient Paper	(1)	2103	21.22	39.0	86/1:1	443.36	-7.50	-46.55	25.0	-	69.20	1.84	40/21	33.60	-	211209	394.51	-26.67	-1.26	H
532785	Ruchira Papers	(10)	2103	24.25	61.0		415.42	5.90	4.99	10.0	2.10	111.40	9.83	125/56	118.00	11.00	211209	422.93	16.97	6.74	AAED
539201	Satia Ind.	(1)	2103	10.00	50.0		588.44	23.10	49.55	10.0	5.00	44.50	26.12	120/75	104.00	11.40	211209	593.97	71.11	7.11B	
502450	Seshasayee Paper	(C) (2)	2103	12.61	43.0	95/1:1	782.06	13.80	106.37	125.0	16.90	181.30	18.98	230/134	177.00	10.00	211209	884.22	53.39	8.86	H
516016	Shreyans Ind.	(10)	2103	13.82	51.0	-	366.43	1.50	8.78	30.0	6.40	163.70	15.33	152/78	121.00	8.84	211209	406.51	10.83	7.84	AAED
516108	South India Paper	(10)	2103	15.00	44.0	10/1:1	226.78	17.00	16.85	10.0	11.20	123.70	9.80	190/77	164.00	12.30	211209	228.85	17.18	11.45	B
531426	T N Newsprint	(10)	2103	69.21	35.0	-	2768.18	9.40	-83.77	30.0	-	230.70	7.78	183/112	174.00	-	211209	2646.60	-8.12	-1.17	H
500444	West Coast Paper	(C) (2)	2103	13.21	56.0	74/1:5	2244.53	11.30	-0.27	50.0	-	210.30	29.15	334/181	324.00	8.39	211209	2310.29	205.36	27.63	B
67 - PERSONAL CARE/FMCG																					
543458	Adani Wilmar	(C) (1)	2103	129.97	88.0	-	37090.42	3.60	728.01	-	5.60	53.10	24.81	515/221	492.00	97.70	211209	39253.18	569.45	4.98	
533229	Bajaj Consumer	(C) (1)	2103	14.75	67.0		921.81	26.40	223.13	1000.0	15.10	51.30	32.73	324/152	157.00	12.20	211209	661.71	133.81	9.07	B
500830	Colgate-Palmolive	(1)	2103	27.20	51.0	15/1:1	4841.22	31.20	1035.39	3800.0	38.10	42.90	53.70	1823/1376	1516.00	38.50	211209	3798.51	754.76	27.75	AAED
500096	Dabur India	(C) (1)	2103	176.74	68.0	10/1:1	9561.65	20.90	1693.30	650.0	9.60	43.40	24.98	659/502	516.00	50.10	211209	8370.87	1447.96	8.17	H
531162	Emami	(C) (1)	2103	44.45	73.0	18/1:1	2880.53	30.70	454.70	800.0	10.20	39.70	15.14	622/438	443.00	34.30	211209	2421.64	482.56	10.86	H
507815	Gillette India	(10)	2106	32.59	75.0	89/1:1	2009.42	22.90	310.38	360.0	95.20	242.10	27.32	6275/4750	4846.00	55.30	211206	1136.75	152.43	46.78	
532424	Godrej Consumer	(C) (1)	2103	102.25	63.0	18/1:2	11028.62	21.60	1757.60	-	17.20	92.30	20.57	1138/660	689.00	38.60	211209	9360.68	1420.15	13.89	AAED
500696	Hind Unilever Ltd	(C) (1)	2103	234.96	67.0	91/1:2	47028.00	24.60	8176.19	4050.0	34.80	202.90	85.66	2859/1902	1974.00	52.50	211209	38679.00	6585.00	27.98	
532926	Jyothy Labs.	(C) (1)	2103	36.72	67.0	18/1:1	1909.12	16.30	219.42	400.0	6.00	38.90	13.51	187/130	137.00	32.80	211209	1649.78	122.19	3.38	B
539276	Kaya	(C) (10)	2103	13.06	60.0		274.97	8.30	-38.01	-	-	41.70	-	575/232	333.00	-	211209	240.48	-26.61	-20.92	AAED
531642	Marico Ind	(C) (1)	2103	129.12	60.0	15/1:1	8048.00	19.80	1161.99	750.0	9.00	25.10	34.45	608/399	478.00	51.10	211209	7351.00	998.00	7.55	AAED
500459	P&G Hygiene	(10)	2106	32.46	71.0	03/1:2	3574.14	24.70	651.79	800.0	200.80	220.00	42.09	16466/12021	14808.00	83.20	211206	2151.28	430.35	132.58	AAED
68 - PESTICIDES/AGROCHEM																					
533138	ASTEC Life	(C) (10)	2103	19.59	67.0		554.87	20.10	65.05	15.0	33.20	157.80	21.22	1844/987	1684.00	46.60	211209	408.24	46.82	23.89	
506285	Bayer Crop Science	(10)	2103	44.94	69.0	87/1:1	4261.30	19.20	485.96	1150.0	108.10	567.50	18.97	6130/4101	4643.00	41.10	211209	3771.10	492.60	109.61	
531719	Bhagiradha Chem	(C) 10	2103	8.31	25.0	-	317.90	14.80	22.55	-	27.10	187.30	-	1134/440	992.00	25.40	211209	297.94	24.86	29.93	
590021	Bharat Rasayan	(C) (10)	2103	4.25	75.0	-	1092.00	21.90	164.84	15.0	387.90	1711.30	32.91	15132/9206	12294.00	31.50	211209	856.37	111.43	268.17	
507717	Dhanuka Agri	(C) (2)	2103	9.32	75.0	-	1387.47	19.40	210.56	100.0	45.20	170.90	20.84	1054/635	708.00	16.20	211209	1159.47	154.49	33.17	H
543266	Heranba Ind.	(10)	2103	40.01	75.0	-	1218.65	18.20	153.91	17.0	38.50	132.00	36.26	867/551	607.00	12.80	211209	1100.23	146.48	36.61	
507438	IFB Agro	(C) (10)	2103	9.37	65.0	-	701.53	7.90	46.38	-	49.50	428.10	4.82	867/374	546.00	8.38	211209	1824.81	45.98	49.07	H
543311	India Pesticides	(C) (1)	2103	11.52	66.0	-	648.95	28.20	134.42	32.0	11.70	42.50	34.51	364/260	272.00	20.30	211209	538.80	127.27	11.18	
532851	Insecticides	(C) (10)	2103	20.41	69.0	15/1:2	1420.23	10.60	101.52	20.0	49.70	401.80	12.51	847/443	625.00	12.00	211209	1225.97	85.09	42.84	
533320	Jubilant Ind.	(C) (10)	2103	15.03	68.0		621.48	8.30	-8.56	-	-	56.60	-	797/178	466.00	25.30	211209	836.82	54.96	36.57	AAED

Corporate Scoreboard

Co. Code	Name of the company (Face value)			Year ended	Equity (Rs cr)	PH (%) (Latest)	Last bonus yr/ratio	Sales (Rs cr)	OPM (%)	NP (Rs cr)	Div (%)	EPS (Rs)	Book value (Rs)	RONW (%)	Market price 52-week H/L	Market price as on 30/03/2022	P/E ratio	Cumulative/Unaudited Period ended	Cumulative/Unaudited Sales (Rs cr)	Cumulative/Unaudited NP (Rs cr)	Cumulative/Unaudited EPS (Rs)	We Reco.
543331	Meghmani Organics	(C)	(1)	2103	25.43	48.0		1636.66	17.40	181.66	140.0	7.10	46.10	21.79	150/80	103.00	11.20	211209	1686.64	202.21	7.95	AAED
524709	NACL Ind.	(C)	(1)	2103	19.78	75.0		1191.37	9.50	50.99	40.0	2.60	21.50	5.45	105/36	82.20	22.60	211209	1167.29	53.04	2.68	
523642	PI Industries	(C)	(1)	2103	15.17	51.0		4577.00	22.10	738.30	500.0	48.70	352.10	18.55	3535/2202	2838.00	52.50	211209	3904.30	639.40	42.16	
506618	Punjab Chemicals	(C)	(10)	2103	12.26	45.0	04/1:1	678.18	14.10	49.08	20.0	40.00	117.90	7.32	1934/840	1480.00	24.30	211209	674.78	64.11	52.29	AAED
500355	Rallis India	(C)	(1)	2103	19.45	50.0	10/1:2	2429.44	13.40	221.46	300.0	11.40	81.80	12.85	363/227	233.00	24.40	211209	2096.39	178.35	9.17	AAED
538666	Sharda Cropchem	(C)	(10)	2103	90.22	75.0		2395.61	20.00	252.70	50.0	28.00	178.90	16.75	673/274	571.00	16.80	211209	2145.26	172.28	19.10	
512070	UPL Ltd.	(C)	(2)	2103	152.81	28.0	19/1:2	38694.00	21.50	3033.67	500.0	39.70	234.30	14.00	865/581	778.00	17.20	211209	30379.00	2702.00	27.83	AAED
69 - PETROCHEMICALS																						
500052	Bhansali Eng	(C)	(1)	2103	16.59	56.0	-	1291.95	34.60	333.96	100.0	20.10	52.20	64.37	222/122	128.00	4.83	211209	948.27	276.76	16.68	B
500199	I G Petrochem	(C)	(10)	2103	30.79	72.0	-	1123.62	26.50	188.39	75.0	61.20	266.90	25.90	1019/410	715.00	7.55	211209	1365.55	190.88	61.98	AAED
500201	India Glycols	(C)	(10)	2103	30.96	61.0	-	2316.99	11.60	109.20	60.0	35.30	377.40	11.48	1060/396	942.00	15.10	211209	5123.98	262.50	84.78	
506222	INEOS Styrolution		(10)	2103	17.59	75.0	-	1631.48	25.40	280.22	100.0	159.30	505.30	3.86	1887/922	1006.00	4.60	211209	1555.11	223.48	127.08	B
500268	Manali Petrochem	(C)	(5)	2103	86.00	45.0	-	1019.52	28.50	216.83	30.0	12.60	39.50	11.44	139/58	106.00	4.54	211209	1255.11	307.14	17.86	H
500730	NOCIL	(C)	(10)	2103	166.39	36.0	95/1:1	924.66	14.30	87.11	20.0	5.20	77.20	7.05	321/162	227.00	26.20	211209	1108.57	107.19	6.44	B
524820	Panama Petrochem	(C)	(2)	2103	12.10	49.0	17/1:2	1446.96	13.20	135.35	100.0	22.40	92.70	6.80	333/135	265.00	6.87	211209	1624.11	174.12	28.78	B
524667	Savita Oil Tech.		(10)	2103	13.82	72.0	07/2:3	1912.32	15.70	223.96	150.0	162.10	789.90	10.79	1830/920	1073.00	5.19	211209	2139.06	197.43	141.40	AAED
500405	Supreme Petro		(10)	2103	94.02	62.0	-	3185.17	21.00	477.49	125.0	50.80	113.30	15.48	1027/395	958.00	13.40	211209	3534.55	437.86	46.57	AAED
500777	T. N. Petro Prod.	(C)	(10)	2103	89.97	35.0		1145.21	15.00	108.32	25.0	12.00	65.70	13.94	151/47	104.00	4.73	211209	1370.51	150.37	16.71	H
500412	Thirumalai Chem	(C)	(1)	2103	10.24	41.0	-	1085.74	20.30	117.64	220.0	11.50	78.40	16.33	357/85	267.00	9.88	211209	1415.36	191.17	21.76	H
70 - PHARMACEUTICALS - INDIAN LARGE																						
524348	Aarti Drugs	(C)	(10)	2103	93.20	62.0	20/3:1	27.62	20.30	280.26	25.0	30.10	98.00	23.08	842/436	43.00	20.10	211209	1794.38	149.68	16.14	AAED
532331	Ajanta Pharma	(C)	(2)	2103	17.31	71.0	13/1:2	2889.69	34.60	653.87	475.0	75.60	346.20	19.43	2435/1631	1894.00	22.40	211209	2470.70	561.47	64.89	
533573	Alembic Pharma	(C)	(2)	2103	39.31	73.0	-	5393.13	28.90	1178.11	700.0	59.90	260.90	29.08	1090/672	758.00	19.60	211209	3890.05	510.23	25.96	H
539523	Alkem Lab.	(C)	(2)	'2103	23.91	67.0	-	8865.01	21.90	1585.02	1500.0	132.60	617.00	19.41	4070/2628	3620.00	24.40	211209	8150.33	1538.04	128.64	
524804	Aurobindo Pharma	(C)	(1)	2103	58.59	52.0	15/1:1	24774.63	24.60	3284.40	400.0	56.10	374.30	18.57	1064/584	718.00	14.60	211209	17646.12	2070.97	35.36	B
500087	Cipla	(C)	(2)	2103	161.30	37.0	06/3:2	19159.59	22.20	2404.87	250.0	29.80	227.20	9.44	1083/788	1016.00	31.90	211209	16503.01	2154.68	26.71	AAED
532488	Divi's Labs	(C)	(2)	2103	53.09	52.0	09/1:1	6969.40	41.00	1984.29	1000.0	74.70	350.10	19.18	5425/3470	4413.00	45.60	211209	6441.39	2065.81	77.82	AAED
500124	Dr Reddy's Labs	(C)	(5)	2103	83.15	27.0	06/1:1	19047.50	20.30	1951.60	500.0	117.40	1060.80	12.71	5615/3654	4286.00	27.00	211209	16070.30	2085.50	125.74	H
531599	FDC	(C)	(1)	2103	16.88	69.0	04/1:1	1333.20	25.00	303.00	-	17.90	102.70	15.74	405/250	252.00	16.90	211209	1253.29	205.77	12.19	AAED
543245	Gland Pharma		(1)	2103	16.43	58.0	-	3462.88	37.60	996.95	-	60.70	401.40	20.88	4350/2400	3269.00	45.30	211209	3297.69	925.76	56.41	
543322	Glenmark Life Sci.		(2)	2103	24.51	83.0	-	1885.17	31.40	352.02	-	28.70	147.90	60.90	800/376	486.00	14.00	211209	1609.15	319.82	27.60	
532296	Glenmark Pharma(I)	(C)	(1)	2103	28.22	47.0	05/1:1	10943.93	19.20	938.83	250.0	33.30	250.40	12.91	691/414	445.00	11.40	211209	9213.04	821.08	27.86	B
532482	Granules (India)	(C)	(1)	2103	24.76	45.0	-	3237.50	26.40	549.46	150.0	22.20	87.70	18.67	405/265	311.00	18.00	211209	2734.94	301.76	12.18	H
524735	Hikal	(C)	(2)	2103	24.66	69.0	18/1:2	1720.44	18.80	133.15	100.0	10.80	75.70	12.06	742/143	415.00	26.80	211209	1440.37	139.80	11.34	B
532612	Indoco Remedies	(C)	(2)	2103	18.43	59.0	12/1:2	1241.53	18.10	93.05	75.0	10.10	83.40	3.63	530/285	373.00	24.70	211209	1131.63	114.35	12.41	AAED
524494	Ipca Laboratories	(C)	(2)	2103	25.27	46.0	05/1:1	5419.99	28.50	1140.01	400.0	89.90	370.60	17.71	1384/917	1022.00	28.40	211209	4540.69	753.85	29.71	AAED
506943	J B Chemicals	(C)	(2)	2103	15.46	56.0	98/1:1	2042.52	27.40	447.96	825.0	58.00	234.20	17.76	1985/1206	1551.00	29.80	211209	1799.65	301.06	38.89	
530019	Jubilant Pharmova	(C)	(1)	2103	15.93	51.0	04/3:5	6098.54	22.80	588.02	500.0	36.90	297.60	17.78	925/390	406.00	11.40	211209	4602.63	353.93	22.26	B
540222	Laurus Labs.	(C)	(2)	2103	107.32	31.0		4813.51	32.20	983.58	100.0	18.30	48.40	15.43	724/357	597.00	39.10	211209	3510.74	600.53	11.13	H
500257	Lupin	(C)	(2)	2103	90.75	47.0	06/1:1	15162.96	16.90	1216.53	325.0	26.80	304.20	-	1268/679	756.00	-	211209	12522.45	-1010.06	-22.25	AAED
524816	Natco Pharma	(C)	(2)	2103	36.47	48.0	-	2052.10	29.50	440.90	263.0	24.20	226.00	12.33	1189/750	778.00	51.90	211209	1348.00	220.50	12.09	AAED
532649	Nectar Lifescience	(C)	(1)	2103	22.43	44.0	-	1543.30	7.10	-47.86	-	-	47.40	-	48/18	24.40	-	211209	1192.62	13.38	0.60	
532531	Strides Pharma	(C)	(10)	2103	89.72	31.0	-	3315.87	19.20	213.58	25.0	23.80	309.50	4.04	947/304	354.00	-	211209	2204.23	-503.20	-54.54	B
524715	Sun Pharma Ind.	(C)	(1)	2103	239.93	54.0	13/1:1	33498.14	25.90	7389.60	750.0	30.80	193.60	9.11	931/587	918.00	34.20	211209	29207.73	5549.98	23.10	AAED
500420	Torrent Pharma	(C)	(5)	2103	84.61	71.0	13/1:1	8005.00	31.00	1252.00	700.0	74.00	345.00	20.94	3304/2452	2801.00	38.90	211209	6379.00	895.00	52.91	
506690	Unichem Labs	(C)	(2)	2103	14.08	50.0	04/1:1	1235.14	7.70	26.91	200.0	3.80	363.20	1.06	375/198	250.00	-	211209	899.87	-38.41	-5.46	AAED
532300	Wockhardt	(C)	(5)	2103	55.39	74.0	04/1:2	2708.30	-12.40	557.41	-	50.30	304.80	18.43	742/274	275.00	-	211209	2584.34	32.36	1.27	AAED
532321	Zydus Lifesciences	(C)	(1)	2103	102.37	75.0	10/1:2	15102.20	22.00	2320.87	350.0	22.70	126.90	13.78	674/331	355.00	7.46	211209	11465.20	4089.90	39.95	B
71 - PHARMACEUTICALS - INDIAN (MEDIUM/SMALL)																						
524075	Albert David		(10)	2103	5.71	61.0	-	247.45	7.70	22.14	60.0	38.80	428.00	9.82	739/371	543.00	8.07	211209	239.13	31.08	54.46	
590006	Amrutanjan		(1)	2103	2.92	50.0	01/1:1	332.84	22.50	61.19	420.0	20.90	73.70	16.44	1026/530	856.00	39.90	211209	299.28	52.48	17.97	
506260	Anuh Pharma		(5)	2103	25.06	72.0	20/1:1	431.96	10.30	28.44	30.0	5.70	38.00	8.10	166/90	91.00	20.20	211209	357.67	21.63	4.32	AAED
539872	Bajaj Healthcare		(5)	2103	13.80	67.0	19/1:1	656.98	20.80	83.11	28.0	60.20	158.60	22.38	512/213	352.00	12.90	211209	504.17	53.91	19.54	
541096	Bharat Parenterals	(C)	(10)	2103	5.73	74.0		204.64	12.30	20.39	-	35.60	251.10	23.04	527/309	322.00	9.68	211209	159.70	16.84	29.69	
506197	Bliss GVS PH	(C)	(1)	2103	10.34	60.0	08/3:5	577.21	18.50	68.49	50.0	6.60	78.20	15.46	133/67	70.80	445.00	211209	580.39	-0.34	-0.44	B
524742	Caplin Point	(C)	(2)	2103	15.13	69.0		1061.29	31.00	242.28	75.0	32.00	156.80	33.49	1035/401	704.00	18.60	211209	930.17	227.62	29.18	
540701	Dishman Carbogen	(C)	(2)	2103	31.36	61.0		1912.03	19.60	-42.75	-	-	363.50	3.33	260/107	188.00	-	211209	1571.70	62.59	3.99	B
540596	Eris Lifesciences	(C)	(01)	2103	13.58	56.0		1211.86	35.50	355.14	550.0	26.20	116.10	23.83	863/576	707.00	24.40	211209	1041.09	325.81	23.98	
506414	Fermenta Biotech	(C)	(5)	2103	14.72	63.0	18/1:1	377.29	21.60	45.51	50.0	15.50	122.60	14.84	370/205	210.00	40.80	211209	302.35	7.76	2.69	
509079	Gufic Bioscience		(1)	2103	9.69	70.0	00/5:2	487.70	17.20	44.23	10.0	4.60	17.90	26.68	270/101	248.00	27.20	211209	616.96	75.57	7.80	AAED
532305	Ind-Swift Labs	(C)	(10)	2103	59.09	55.0	-	891.34	20.50	-3.15	-	-	63.90	-	127/55	63.20	12.40	211209	732.08	59.30	10.04	
524731	Jenburkt Pharma		(10)	2103	4.59	46.0	-	109.29	18.20	16.50	102.0	36.00	214.60	18.89	700/391	536.00	10.80	211209	95.69	18.84	41.07	

Corporate Scoreboard

Co. Code	Name of the company (Face value)	Year ended	Equity (Rs cr)	PH (%) (Latest)	Last bonus yr/ratio	Sales (Rs cr)	OPM (%)	NP (Rs cr)	Div (%)	EPS (Rs)	Book value (Rs)	RONW (%)	Market price 52-week H/L	Market price as on 30/03/2022	P/E ratio	Cumulative/Unaudited Period ended	Cumulative/Unaudited Sales (Rs cr)	Cumulative/Unaudited NP (Rs cr)	Cumulative/Unaudited EPS (Rs)	We Reco.
524280	Kopran (C) (10)	2103	43.25	45.0		491.81	16.60	61.61	30.0	14.20	56.70	-	370/101	297.00	24.40	211209	334.69	43.51	10.06	
539997	Kwality Pharmaceutical (C) (10)	2103	10.38	50.0		262.01	11.00	15.15	-	14.60	58.20	23.08	1117/53	569.00	38.20	210906	303.95	93.93	90.57	AAED
540702	Lasa Supergeneries (10)	2103	40.67	41.0		202.38	23.30	22.78	3.0	5.60	39.10	3.07	93/38	39.20	-	211209	85.91	-17.65	-3.18	
531633	Lincoln Pharma (C) (10)	2103	20.00	33.0	-	424.19	20.60	62.22	15.0	31.10	187.60	17.67	415/220	312.00	8.83	211209	369.53	58.33	29.12	
524404	Marksans Pharma (C) (01)	2103	40.93	48.0		1376.18	24.70	238.54	25.0	5.80	21.70	19.86	98/43	46.80	8.04	211209	1099.30	157.16	3.82	B
500288	Morepen Labs (C) (2)	2103	111.67	35.0	-	1188.06	10.00	97.09	-	1.70	15.40	-	75/31	37.20	17.80	211209	1178.54	89.35	1.99	B
524558	Neuland Lab (C) (10)	2103	12.83	52.0	-	936.91	15.70	80.63	50.0	62.80	612.30	2.29	2844/1002	1009.00	21.90	211209	695.20	42.04	32.77	
532983	RPG Life Science (8)	2103	13.23	69.0	-	389.14	18.00	40.00	90.0	24.20	130.90	19.78	752/360	560.00	18.10	211209	336.36	43.96	26.58	
512529	Sequent Scientific (C) (2)	2103	49.67	57.0	-	1361.62	15.40	101.61	25.0	4.10	29.30	-	336/121	138.00	65.00	211209	1029.10	35.02	1.31	B
530549	Shilpa Medicare (C) (1)	2103	8.15	55.0	13/1:2	901.13	21.80	101.56	110.0	12.50	181.40	12.36	671/330	408.00	90.90	211209	813.68	31.11	3.77	AAED
540679	SMS Lifesciences (C) (10)	2103	3.02	68.0		265.59	11.40	13.56	15.0	44.80	427.40	9.15	1025/470	727.00	14.60	211209	254.08	16.20	53.61	
532815	SMS Pharma (C) (1)	2103	8.47	67.0	-	563.18	21.50	62.53	30.0	7.40	48.50	9.43	199/81	98.80	10.30	211209	458.95	55.81	6.59	AAED
541540	Solara Active (C) 10	2103	35.93	38.0	-	1616.88	23.90	221.40	30.0	61.60	442.10	12.48	1860/605	694.00	-	211209	907.52	-60.10	-16.71	AAED
543434	Supriya Lifescience (2)	2103	16.10	68.0	-	385.37	43.40	123.59	27.0	15.40	58.20	59.18	602/377	501.00	32.60	211209	341.80	105.59	13.12	AAED
530199	Themis Medicare (C) (10)	2103	9.19	67.0	-	230.67	21.50	35.70	43.0	38.80	199.60	18.18	1199/272	948.00	12.30	211209	314.81	62.93	68.41	
507747	TTK Healthcare (10)	2103	14.13	65.0	-	636.53	4.00	28.95	60.0	20.50	205.40	5.03	970/473	819.00	29.30	211209	589.64	30.96	21.92	H
524200	Vinati Organics (C) (1)	2103	10.28	74.0	07/1:2	954.26	36.90	269.34	600.0	26.20	150.20	28.52	2184/1373	1978.00	64.20	211209	1129.42	245.52	23.89	H
524212	Wanbury (C) (10)	2103	32.66	49.0	-	392.52	4.60	-12.61	-	-	-32.70	-	115/63	83.60	-	211209	377.65	-1.06	-0.33	AAED
541400	Zim Lab. (C) 10	2103	16.24	34.0	18/1:1	307.26	12.50	11.02	-	6.80	99.00	0.05	189/68	165.00	29.50	211209	228.36	7.52	4.63	
72 - PHARMACEUTICALS - MNCs																				
500488	Abbott India Ltd. (10)	2103	21.25	75.0	06/1:1	4310.02	21.40	690.69	2750.0	325.00	1224.50	26.73	23934/14553	16022.00	46.00	211209	3664.25	587.29	276.37	
506820	AstraZeneca Pharma (2)	2103	5.00	75.0	95/1:1	813.56	16.70	93.30	100.0	37.30	182.50	21.65	4580/2529	2614.00	107.00	211209	584.71	33.60	13.44	
500660	GlaxoSmithKline Ph (C) (10)	2103	169.41	75.0	18/1:1	3198.86	19.90	470.44	300.0	27.80	88.50	9.93	1919/1399	1546.00	49.50	211209	2468.40	475.67	28.08	B
500672	Novartis India (5)	2103	12.35	71.0	91/1:2	381.35	7.00	20.90	200.0	8.50	288.00	1.36	1099/530	592.00	49.80	211209	320.43	19.65	7.96	B
500680	Pfizer (10)	2103	45.75	64.0	00/1:1	2238.55	31.80	497.61	350.0	108.80	523.10	15.92	6175/4162	4406.00	34.30	211209	2061.33	486.77	106.40	AAED
500126	Procter & Gamble Health (10)	2106	16.60	52.0	91/1:2	1008.73	24.40	176.80	1300.0	106.50	423.90	13.97	6576/4020	4035.00	44.70	211206	550.70	100.21	60.40	B
500674	Sanofi India (10)	2112	23.03	60.0	94/1:1	2956.60	29.90	577.03	4900.0	250.60	966.40	22.32	9300/6945	7500.00	29.60	-	-	-	-	AAED
73 - PHARMA-RESEARCH																				
532872	Sun Pharma Adv. (1)	2103	26.20	67.0	-	252.96	-53.40	-151.14	-	-	-6.40	-	349/141	304.00	-	211209	112.01	-132.35	-5.05	
539268	Syngene Inter. (C) (10)	2103	400.00	74.0	19/1:1	2184.30	31.00	374.70	-	9.40	70.50	17.04	700/508	600.00	59.60	211209	1846.10	248.00	6.12	B
74 - PLASTICS																				
524091	Acrysil (C) (2)	2103	5.34	42.0	12/1:2	309.72	21.20	39.12	100.0	14.70	71.70	15.19	935/308	799.00	34.70	211209	352.84	48.71	18.13	
531761	Apollo Pipes (10)	2103	13.11	47.0	-	518.07	14.30	44.47	-	33.90	268.10	11.88	680/295	499.00	38.70	211209	536.62	34.16	8.69	
532830	Astral (C) (1)	2103	20.09	59.0	19/1:4	3176.30	20.30	404.40	100.0	20.10	94.30	18.26	2525/1411	1954.00	76.10	211209	2953.10	346.30	17.04	
509486	Caprihans India (10)	2103	13.13	72.0	96/2:5	296.56	7.60	20.22	-	15.40	121.10	5.73	180/76	116.00	7.87	211209	282.39	11.95	9.10	H
536974	Captain Polyplast (C) (2)	2103	10.08	75.0		178.06	14.40	9.05	2.0	1.80	12.30	26.92	54/18	19.60	24.80	211209	126.30	1.40	0.63	
533638	Flexituff Intl. (C) (10)	2103	24.88	33.0		847.41	-0.70	-59.24	-	-	54.90	-	44/13	25.30	-	211209	799.32	-57.88	-23.16	
541353	Innovators Façade (C) (10)	2103	18.87	62.0		65.87	12.70	0.92	-	0.50	63.80	6.26	87/33	65.20	164.00	210906	34.77	0.13	0.07	
500219	Jain Irrigation (C) (2)	2103	99.27	28.0	11/1:20	5666.88	6.10	-361.60	-	-	59.70	-	53/16	40.70	-	211209	5035.86	49.57	0.91	AAED
526409	Kkalpana Ind. (C) (2)	2103	18.81	74.0	-	1550.05	4.10	23.84	10.0	2.50	39.10	9.24	63/20	54.80	10.00	211209	1639.96	38.46	4.09	AAED
523248	Machino Plastics (10)	2103	6.14	74.0		210.25	7.80	-4.11	-	-	68.70	-	164/70	101.00	-	211209	188.68	-2.98	-4.86	H
523754	Mahindra EPC (C) (10)	2103	27.84	55.0		254.22	10.20	18.96	12.0	6.80	66.80	14.38	178/86	87.00	-	211209	145.45	-8.04	-2.89	H
522249	Mayur Uniquoters (C) (5)	2103	22.29	61.0	14/1:1	512.71	23.70	89.75	40.0	20.10	139.80	14.42	635/337	362.00	15.50	211209	494.60	69.44	15.58	B
523385	Nilkamal Ltd. (C) (10)	2103	14.92	64.0	-	2092.20	12.20	112.76	150.0	75.60	761.20	10.42	3180/1814	2129.00	31.30	211209	1988.04	63.48	42.46	
523648	Plastiblends (5)	2103	12.99	62.0	17/1:1	577.33	11.90	37.35	80.0	14.40	127.00	13.53	306/193	198.00	14.20	211209	498.79	24.32	9.36	AAED
524570	Poddar Pigments (10)	2103	10.61	62.0	-	260.70	11.40	23.66	25.0	22.30	229.00	10.45	434/178	302.00	12.20	211209	212.73	15.85	14.95	
542907	Prince Pipes (10)	2103	110.03	63.0	-	2071.52	17.50	221.83	35.0	20.20	94.80	18.42	897/402	624.00	26.70	211209	1755.63	161.16	14.63	AAED
505509	Responsive Ind. (C) (1)	2103	26.69	59.0		755.71	19.30	110.46	-	4.10	36.30	2.44	215/90	181.00	319.00	211209	781.14	3.46	0.13	
501423	Shaily Engineering (10)	2103	8.32	51.0		360.60	16.50	22.02	-	26.50	218.60	15.98	2044/925	1820.00	44.60	211209	419.26	27.39	31.44	
512131	Signet Ind. (10)	2103	29.44	52.0		826.99	7.30	10.05	5.0	3.40	64.10	8.04	69/26	39.80	11.80	211209	566.12	5.39	1.71	
540653	Sintex Plastics (C) (01)	2103	63.62	32.0		858.37	31.20	-433.33	-	-	12.90	-	16/2	5.21	-	211209	657.10	-43.09	-0.68	
509930	Supreme Industries (C) (2)	2103	25.41	50.0	06/1:1	6357.06	20.20	978.14	1100.0	77.00	249.50	-	2694/1856	1990.00	23.10	211209	5227.08	644.59	50.74	AAED
543399	Tarsons Products (C) (2)	2103	10.64	47.0	-	228.91	45.20	68.79	-	12.90	74.10	28.16	929/539	676.00	52.30	211209	215.85	71.20	13.89	AAED
532856	Time Technolplast (C) (1)	2103	22.61	52.0		3004.92	12.90	103.43	70.0	4.60	83.90	9.74	94/58	65.60	8.03	211209	2610.88	135.38	5.86	AAED
507880	VIP Industries (C) (2)	2103	28.26	53.0	-	618.56	-10.60	-97.49	-	-	36.60	24.77	800/305	749.00	209.00	211209	933.61	54.54	3.86	
526586	Wim Plast (C) (10)	2103	12.00	73.0	16/1:1	268.23	19.90	32.11	50.0	26.70	318.70	8.76	723/385	408.00	13.10	211209	224.19	22.89	19.19	H
75 - POWER GENERATION & SUPPLY																				
533096	Adani Power (C) (10)	2103	3856.94	73.0		26221.48	33.10	1269.98	-	3.30	34.00	-	167/70	143.00	198.00	211209	17113.40	266.11	-2.02	B
500084	CESC (C) (1)	2103	132.56	50.0	-	11639.00	31.00	1331.00	450.0	100.40	744.80	14.04	102/57	77.10	7.51	211209	9533.00	960.00	7.06	AAED
517300	Gujarat Ind Power (10)	2103	151.25	58.0	-	1335.35	33.40	183.26	27.0	12.10	192.50	9.32	106/68	73.90	6.94	211209	879.81	116.65	7.71	H
533148	JSW Energy (C) (10)	2103	1643.29	75.0	-	6922.20	42.20	775.70	20.0	4.70	88.30	5.93	409/85	299.00	50.60	211209	5708.54	866.04	5.27	AAED
532555	NTPC (C) (10)	2103	9696.67	62.0	19/1:5	111531.15	30.20	13962.16	62.0	14.40	129.70	10.10	152/97	134.00	8.19	211209	95584.21	11760.78	11.87	B

Corporate Scoreboard

Co. Code	Name of the company (Face value)		Year ended	Equity (Rs cr)	PH (%) (Latest)	Last bonus yr/ratio	Sales (Rs cr)	OPM (%)	NP (Rs cr)	Div (%)	EPS (Rs)	Book value (Rs)	RONW (%)	Market price 52-week H/L	Market price as on 30/03/2022	P/E ratio	Cumulative/Unaudited Period ended	Cumulative/Unaudited Sales (Rs cr)	Cumulative/Unaudited NP (Rs cr)	Cumulative/Unaudited EPS (Rs)	We Reco.
533122	Rattan Power	(C) (10)	2103	5370.11	54.0		1559.86	41.00	-941.60	-	-	-1.20	-	9/2	5.65	-	211209	2436.29	-1675.06	-3.12	
500390	Reliance Infra	(C) (10)	2103	262.99	48.0	90/1:1	16704.58	14.00	-1006.91	-	-	349.90	-	150/32	111.00	-	211209	14251.26	-489.27	-18.60	
532939	Reliance Power	(C) (10)	2103	2805.13	75.0	08/3:5	7934.01	44.90	192.64	-	0.70	43.70	-	19/4	13.00	222.00	211209	5657.01	-50.70	-0.19	
500400	Tata Power Co	(C) (1)	2103	319.53	33.0	75/1:5	32488.10	23.80	1316.28	155.0	4.10	69.90	1.38	270/89	240.00	45.10	211209	30855.71	1523.24	4.20	AAED
532779	Torrent Power	(C) (10)	2103	480.62	54.0	-	12172.66	28.50	1290.93	110.0	26.90	211.90	15.97	607/375	489.00	17.60	211209	10513.96	946.07	19.60	B
76 - POWER RENEWABLE/HYDRO																					
539083	Inox Wind	(C) (10)	2103	221.92	75.0		710.73	-22.80	-305.56	-	-	59.30	-	160/61	112.00	-	211209	487.23	-174.01	-7.84	
533098	NHPC Ltd	(C) (10)	2103	10045.03	75.0		9647.89	55.00	3171.54	16.0	3.20	32.90	9.26	37/23	27.40	7.95	211209	7514.47	3056.42	4.36	B
533206	SJVN	(C) (10)	2103	3929.80	90.0		2485.39	82.70	1862.13	22.0	4.70	32.50	14.42	33/24	27.40	6.77	211209	2093.92	982.31	2.50	B
517498	Websol Energy	(10)	2103	31.14	27.0		153.60	22.70	13.33	-	4.30	61.80	-	173/39	96.70	31.70	211209	150.61	9.17	2.78	AAED
77 - POWER - TRANSMISSION																					
522287	Kalpataru Power	(C) (2)	2103	29.78	59.0	06/1:1	12949.00	12.10	519.89	500.0	34.90	251.10	11.94	496/337	369.00	12.10	211209	10642.00	420.00	29.08	B
532714	KEC Intl	(C) (2)	2103	51.42	51.0		13114.20	8.70	552.72	200.0	21.50	130.70	21.63	550/368	378.00	22.30	211209	9467.48	220.04	8.56	B
532898	Power Grid Corp	(C) (10)	2103	5231.59	58.0	-	39639.79	87.60	12503.05	120.0	23.90	133.70	17.89	223/149	211.00	10.70	211209	31629.96	12667.63	18.01	
538562	Skipper	(C) (1)	2103	10.27	70.0		1581.51	9.10	21.43	10.0	2.10	68.90	2.55	98/49	57.60	47.00	211209	1154.42	0.58	0.06	H
78 - PRINT MEDIA																					
533151	D B Corp	(C) (10)	2103	174.95	70.0		1507.70	20.40	131.76	30.0	7.50	104.20	15.80	125/75	86.70	9.00	211209	1296.57	118.03	6.73	H
532662	H T Media	(C) (2)	2103	46.55	70.0	-	1117.29	-11.10	-67.35	-	-	89.80	2.07	39/19	33.20	40.60	211209	1079.48	6.08	0.05	AAED
533217	Hindustan Media	(C) (10)	2103	73.67	74.0		545.43	1.20	69.44	-	9.40	215.10	7.95	107/56	61.60	6.89	211209	471.99	40.67	5.23	
532705	Jagran Prakashan	(C) (2)	2103	55.64	61.0	06/1:5	1289.18	17.50	97.68	-	3.50	71.70	12.90	82/50	65.20	8.54	211209	1191.36	164.14	6.35	
540497	S Chand & Co.	(C) (05)	2103	17.49	47.0		425.22	12.30	-8.70	-	-	234.00	-	149/89	94.90	-	211209	139.01	-117.29	-33.47	
526725	Sandesh	(C) (10)	2103	7.57	75.0	-	273.72	27.90	88.81	50.0	117.30	1173.70	7.95	1085/611	670.00	6.58	211209	204.49	60.66	80.15	
79 - PRINTING & STATIONARY																					
523207	Kokuyo Camlin	(1)	2103	10.03	75.0	02/1:1	403.12	2.20	-14.62	-	-	24.30	1.64	80/52	59.80	-	211209	344.52	-7.66	-0.76	
531241	Linc Pen & Pl	(10)	2103	14.87	60.0	-	256.66	4.00	0.04	-	-	90.60	14.94	339/138	274.00	36.20	211209	244.40	5.14	3.46	
532687	Repro India	(C) (10)	2103	12.09	55.0	-	138.04	-4.40	-43.38	-	-	210.10	6.45	679/325	389.00	-	211209	194.08	-18.50	-15.08	
80 - PUMPS																					
500241	Kirloskar Brothers	(C) (2)	2103	15.88	66.0	05/2:1	2716.50	8.90	161.10	150.0	20.30	139.10	7.74	505/210	281.00	18.20	211209	2103.20	34.50	5.01	B
500249	KSB	(C) (10)	2112	34.81	66.0	11/1:1	1497.30	14.00	149.40	125.0	42.90	290.40	10.97	1411/816	1235.00	28.80	-	-	-	-	H
517500	Roto Pumps	(C) (2)	2103	3.09	70.0	-	126.53	21.30	18.33	88.0	11.90	66.80	14.72	450/135	383.00	24.10	211209	126.36	23.26	15.06	H
531431	Shakti Pumps	(C) (10)	2103	18.38	48.0	11/1:1	929.66	15.30	75.59	80.0	41.10	185.30	-	910/453	478.00	14.30	211209	793.95	42.85	23.32	
505872	WPIL	(C) (10)	2103	9.77	61.0	-	994.83	15.10	63.75	100.0	65.30	555.40	13.13	1122/550	845.00	9.64	211209	758.71	57.57	49.24	AAED
81 - REFINERIES																					
500547	BPCL	(C) (10)	2103	2169.25	55.0	17/1:2	230162.63	9.80	12349.32	790.0	56.90	247.20	-	503/331	360.00	5.72	211209	309352.52	8878.76	41.75	B
500110	Chennai Petroleum	(C) (10)	2103	148.91	67.0	-	22444.76	9.00	257.26	-	17.30	108.20	-	152/93	134.00	3.46	211209	39477.16	350.13	23.51	B
500104	HPCL	(C) (10)	2103	1418.55	-	17/1:2	233248.45	6.90	10662.89	228.0	75.20	268.20	7.68	355/223	266.00	4.53	211209	268776.50	5275.78	37.13	B
530965	Indian Oil Corp	(C) (10)	2103	9414.16	57.0	18/1:1	363949.67	11.50	21638.21	120.0	23.00	119.00	1.89	142/86	120.00	4.12	211209	527681.68	18637.42	20.10	B
500109	MRPL	(C) (10)	2103	1752.60	88.0	-	32058.45	2.20	-567.52	-	-	24.20	-	57/35	41.00	32.40	211209	57845.23	-50.18	-0.29	B
82 - REFRACTORIES																					
540774	IFGL Refrac	(C) (10)	2103	36.04	72.0	-	1021.95	15.30	65.77	100.0	18.20	247.10	7.74	439/244	268.00	17.80	211209	908.82	56.79	15.76	AAED
523160	Morganite Crucible	(10)	2103	2.80	75.0	-	106.86	6.50	-1.43	-	-	182.90	-	1213/750	970.00	17.20	211209	129.35	30.15	53.85	B
534076	Rhi Magnesita	(C) (1)	2103	16.10	70.0		1370.38	15.20	136.62	250.0	8.50	50.30	21.64	635/223	629.00	48.00	211209	1402.17	168.60	10.47	H
520113	Vesuvius India	(10)	2112	20.30	56.0	-	1047.16	9.50	68.05	80.0	33.50	441.50	6.44	1364/900	1050.00	31.40	-	-	-	-	B
83 - RETAIL/E-COMMERCE																					
540376	Avenue Supermarts	(C)(10)	2103	647.77	82.0		24143.06	7.20	1099.49	-	17.00	188.10	15.50	5900/2676	4001.00	175.00	211209	22189.82	1065.65	16.45	
543384	FSN E-Commerce	(C) (1)	2103	47.40	52.0	-	2440.90	6.70	61.85	-	1.30	26.50	-	2574/1219	1701.00	1301.00	211209	2800.61	33.70	0.70	
523574	Future Enterprises	(C) (2)	2103	90.99	47.0	08/1:10	1422.14	12.50	-1198.81	-	-	63.80	-	14/5	6.01	-	211209	1719.53	-876.84	-16.94	
540064	Future Retail	(C) (2)	2103	108.46	49.0	-	6303.94	-8.50	-3156.07	-	-	20.20	-	76/27	36.20	-	211209	6641.71	-3327.47	-61.36	
532638	Shoppers Stop	(C) (5)	2103	54.68	67.0	-	1748.96	2.50	-267.58	-	-	10.90	-	472/174	466.00	-	211209	1805.41	-31.15	-2.85	
542337	Spencers Retail	(C) 05	2103	45.07	-	-	2428.07	0.30	-163.85	-	-	20.70	-	144/65	82.30	-	211209	1757.83	-78.98	-8.76	AAED
500251	Trent	(C) (1)	2103	35.55	33.0	96/1:1	2592.96	6.60	-145.48	60.0	-	65.10	-	1315/689	1268.00	310.00	211209	3300.26	55.47	2.97	H
534976	V-Mart Retail	(10)	2103	19.71	54.0		1075.46	12.20	-6.20	-	-	418.70	11.07	4849/2493	3820.00	590.00	211209	1207.40	14.25	7.23	
84 - SHIPPING/SHIP BUILDING																					
540678	Cochin Shipyard	(C) (10)	2103	131.54	75.0		2818.90	25.50	599.15	155.0	45.50	306.60	17.88	434/281	297.00	7.31	211209	2129.17	289.34	22.00	AAED
500620	G E Shipping	(C) (10)	2103	146.97	30.0	91/1:5	3336.55	49.60	918.52	90.0	62.50	524.20	1.28	477/263	341.00	18.80	211209	2592.77	440.71	29.99	H
542011	Garden Reach	(10)	2103	114.55	75.0		1140.84	5.80	168.85	50.0	14.70	99.30	16.23	280/168	224.00	12.40	211209	1212.90	142.32	12.42	AAED
543237	Mazagon Dock	(C) (10)	2103	201.69	85.0	-	4047.82	4.80	608.56	72.0	30.20	170.10	18.75	321/192	239.00	6.69	211209	4618.10	451.83	22.40	AAED
523598	Shipping Corporation	(C) (10)	2103	465.80	64.0	08/1:2	3703.29	31.30	696.09	3.0	14.90	175.30	3.44	160/93	117.00	7.51	211209	3687.38	713.05	15.31	H
85 - SOLVENT EXTRACTION/VANASPATI																					
500215	Agro Tech Foods	(C) (10)	2103	24.37	52.0	-	892.53	7.00	31.28	30.0	12.80	178.90	7.99	1150/767	817.00	93.80	211209	703.94	19.53	8.22	H

Corporate Scoreboard

Co. Code	Name of the company (Face value)	Year ended	Equity (Rs cr)	PH (%) (Latest)	Last bonus yr/ratio	Sales (Rs cr)	OPM (%)	NP (Rs cr)	Div (%)	EPS (Rs)	Book value (Rs)	RONW (%)	Market price 52-week H/L	Market price as on 30/03/2022	P/E ratio	Cumulative/Unaudited Period ended	Cumulative/Unaudited Sales (Rs cr)	Cumulative/Unaudited NP (Rs cr)	Cumulative/Unaudited EPS (Rs)	We Reco.
519105	AVT Natural Prod. (C) (1)	2103	15.23	75.0	13/1:1	485.13	14.70	45.29	70.0	3.00	20.40	12.78	131/41	115.00	25.50	211209	430.06	56.99	3.74	AAED
533210	Kriti Nutrients 01	2103	5.01	66.0	-	690.06	3.20	15.06	18.0	3.00	20.20	24.58	66/34	60.50	29.50	211209	553.19	8.80	1.76	
519421	KSE (10)	2103	3.20	26.0	-	1543.26	9.10	107.89	850.0	337.20	759.70	13.90	3065/1942	2101.00	21.80	211209	1260.39	0.41	1.29	
500368	Ruchi Soya (2)	2103	59.17	57.0	-	16318.63	5.80	680.77	-	23.00	137.30	9.92	1377/619	943.00	31.40	211209	17541.65	571.87	19.34	
86 - STEEL - LARGE																				
532734	Godawari Power & Ispat (C) (5)	2103	70.47	67.0	21/1:1	4071.92	30.20	683.03	185.0	45.30	184.20	37.38	462/179	378.00	3.84	211209	4052.53	1017.06	80.51	B
533047	Indian Metals (C) (10)	2103	26.98	59.0	-	1844.23	18.50	158.91	100.0	58.90	460.30	13.67	498/205	427.00	5.36	211209	1846.24	365.04	67.66	AAED
539597	Jindal Stain. (Hisar) (C) (2)	2103	47.19	58.0	-	9400.29	12.10	662.89	-	28.10	125.90	18.32	434/120	366.00	5.04	211209	10692.99	1372.54	58.03	H
532508	Jindal Stainless (C) (2)	2103	97.45	67.0	-	12188.46	12.00	357.28	-	7.30	64.20	2.69	225/65	192.00	6.97	211209	14729.46	1145.73	23.14	B
532286	Jindal Steel & Power (C) (1)	2103	102.00	59.0	09/5:1	38988.63	36.30	5658.67	-	55.50	311.90	-	536/328	520.00	8.33	211209	36746.07	4558.76	66.11	AAED
513446	JSW Ispat (C) (10)	2103	469.55	25.0	-	4187.74	9.10	-105.54	-	-	18.50	-	67/24	33.00	16.90	211209	4372.81	-1.80	-0.04	B
500228	JSW Steel (C) (1)	2103	241.72	42.0	-	79839.00	25.20	7985.40	650.0	33.00	193.20	19.16	776/450	733.00	8.17	211209	99476.00	17595.00	72.47	AAED
532650	MSP Steel & Power (C) (10)	2103	385.42	72.0	-	1723.13	8.30	4.89	-	0.10	15.40	-	19/7	10.90	18.70	211209	1686.70	11.03	0.29	H
506022	Prakash Industries (10)	2103	179.08	40.0	-	3215.86	6.60	94.56	-	5.30	160.80	3.28	105/50	68.00	7.29	211209	2771.29	115.99	6.48	
500113	SAIL (C) (10)	2103	4130.64	75.0	-	69113.61	18.50	4116.21	38.0	10.00	109.90	6.53	151/78	97.80	2.91	211209	72718.02	9764.65	23.64	B
504614	Sarda Energy (C) (10)	2103	36.05	72.0	89/1:1	2198.81	23.50	386.00	75.0	107.10	616.20	7.13	1198/376	1138.00	5.59	211209	2855.90	599.72	163.88	AAED
543299	Shyam Metalics (C) (10)	2103	255.08	88.0	-	6297.07	22.10	842.55	46.0	33.00	168.20	26.08	461/289	364.00	5.41	211209	7537.19	1290.97	51.91	B
500470	Tata Steel (C) (10)	2103	1202.39	33.0	04/1:2	156294.18	19.20	8043.03	250.0	66.90	617.50	4.27	1535/777	1308.00	4.28	211209	174635.67	31914.20	252.48	B
517146	Usha Martin (C) (1)	2103	30.47	50.0	-	2097.28	13.30	154.03	-	5.10	46.10	-	134/32	132.00	16.10	211209	1921.51	182.73	5.99	AAED
87 - STEEL - (MEDIUM/SMALL)																				
539018	Beekay Steel Ind. (C) (10)	2103	19.07	69.0		874.31	15.40	81.32	10.0	42.60	288.90	18.07	480/280	403.00	5.05	211209	921.42	120.07	63.32	AAED
539799	Bharat Wire (10)	2103	63.03	37.0	-	250.17	13.10	-16.58	-	-	8.40	-	87/33	65.20	12.00	211209	276.22	5.92	0.94	AAED
542669	BMW Ind. (C) (1)	2103	22.51	70.0	-	397.71	14.10	23.53	-	1.00	23.10	6.41	53/23	26.10	-	211209	330.35	29.59	1.31	B
533265	Gallantt Ispat (C) (1)	2103	28.24	64.0		1097.14	14.30	123.41	-	4.40	40.40	6.16	70/33	51.90	15.30	211209	1007.04	74.08	2.62	
532726	Gallantt Metal (C) (10)	2103	81.32	63.0	-	1007.05	11.00	81.40	-	10.00	90.60	3.47	88/42	60.00	5.25	211209	1191.26	41.54	6.81	H
532741	Kamdhenu (C) (10)	2103	26.94	70.0	-	625.22	7.50	22.30	8.0	8.30	72.30	13.70	280/130	230.00	19.40	211209	587.92	20.90	7.76	B
541195	Mishra Dhatu (C) (10)	2103	187.34	74.0		813.23	30.20	166.42	28.0	8.90	57.20	17.64	222/165	167.00	18.40	211209	536.19	95.31	5.09	B
513228	Pennar Inds (C) (5)	2103	71.08	36.0	-	1525.35	6.10	-14.59	-	-	48.90	7.76	48/16	34.40	11.20	211209	1572.98	25.19	1.78	B
517522	Rajratan Global (C) (2)	2103	10.15	62.0	19/4:3	546.54	16.90	53.13	80.0	52.30	219.00	21.48	611/52	530.00	24.40	211209	645.29	87.30	85.97	H
522281	Ram Ratna Wires (C) (5)	2103	11.00	73.0	-	1526.94	4.00	14.90	20.0	6.80	91.00	8.02	238/75	193,.	9.34	211209	1651.38	35.69	16.23	B
540642	Salasar Techno (C) (10)	2103	28.57	75.0		596.59	9.60	29.65	10.0	10.40	88.40	11.28	372/170	217.00	18.50	211209	508.37	24.32	8.49	H
534748	Steel Exchange (10)	2103	88.08	48.0	-	898.41	13.00	87.12	-	9.90	11.50	-	264/53	234.00	62.30	211209	746.33	4.00	0.47	B
513010	Tata Steel Long Prod. (10)	2103	45.10	55.0	-	4749.87	23.10	572.01	50.0	126.80	575.20	-	1175/625	730.00	3.18	211209	5002.23	570.25	126.44	B
534392	Vardhman Spe. Steel (10)	2103	40.51	66.0		937.08	11.00	44.19	15.0	10.90	113.40	0.51	309/134	228.00	9.43	211209	1025.11	71.55	17.67	AAED
88 - STEEL - TUBES/PIPES										-										
533758	APL Apollo Tube (C) (2)	2103	24.98	37.0	07/1:1	8499.75	8.00	360.19	-	28.80	135.70	23.61	1115/585	900.00	43.90	211209	8848.59	442.37	15.76	H
538566	Apollo Tricoat (2)	2103	6.08	63.0	-	1472.81	11.10	105.01	-	34.50	100.10	26.08	951/530	860.00	36.50	211209	1901.61	108.85	17.90	
513108	Gandhi Spe Tubes (5)	2103	6.46	73.0	-	113.53	39.50	35.93	180.0	27.80	133.10	22.56	559/240	331.00	9.25	211209	108.95	30.15	23.71	AAED
500378	Jindal Saw (C) (2)	2103	63.95	54.0	94/1:1	10663.64	11.70	318.83	100.0	10.00	218.40	4.64	148/70	88.60	6.03	211209	9328.52	254.04	8.96	H
500265	Maharashtra Seamless (C) (5)	2103	33.50	61.0	02/1:2	2308.34	18.20	208.54	70.0	31.10	492.40	6.48	599/265	539.00	9.46	211209	2781.30	295.42	42.00	B
513269	Man Inds (C) (5)	2103	28.55	44.0	-	2080.20	9.90	100.85	40.0	17.70	146.20	7.96	147/75	90.10	5.09	211209	1524.81	75.08	13.15	H
520111	Ratnamani Metals (C) (2)	2103	9.35	60.0	-	2298.13	17.40	276.00	700.0	59.10	425.30	19.03	2626/1752	2499.00	36.40	211209	2164.71	211.01	45.16	AAED
532144	Welspun Corp. (C) (5)	2103	130.47	48.0	-	6439.70	12.00	629.86	100.0	24.10	145.40	21.72	197/106	163.00	9.13	211209	3903.98	242.82	9.41	H
89 - STEEL - PIG IRON/ALLOY																				
500235	Kalyani Steels (C) (5)	2103	21.83	65.0	90/1:1	1188.04	22.20	190.28	150.0	43.60	264.20	14.54	466/265	303.00	5.28	211209	1293.91	174.25	39.98	B
500245	Kirloskar Ferro (5)	2103	69.19	60.0	-	2038.08	22.60	302.11	100.0	21.80	72.20	16.36	314/160	224.00	6.51	211209	2714.41	340.84	24.62	B
500460	Mukand (C) (10)	2103	141.41	72.0	89/1:2	2725.99	-16.50	-203.78	10.0	-	32.70	-	168/62	146.00	30.10	211209	3308.58	129.79	9.18	AAED
500404	Sunflag Iron (C) (10)	2103	180.22	49.0	-	1891.55	13.40	140.62	-	7.80	64.90	9.38	97/56	63.40	4.43	211209	2049.28	176.20	9.78	H
513434	Tata Metaliks (10)	2103	31.58	50.0	-	1916.67	20.30	220.62	40.0	69.90	411.70	21.08	1374/695	778.00	9.48	211209	1937.61	184.99	58.59	
90 - SUGAR																				
540649	Avadh Sugar (10)	2103	20.02	60.0	19/1:1	2710.52	9.60	77.58	40.0	38.80	332.60	16.17	825/156	728.00	11.20	211209	1984.96	73.05	36.49	AAED
500032	Bajaj Hindusthan (C) (1)	2103	127.74	15.0	86/1:4	6665.97	2.40	-290.82	-	-	18.70	-	25/5	14.60	-	211209	3953.98	-327.26	-2.76	B
500038	Balrampur Chini (C) (1)	2103	21.00	41.0	96/3:2	4811.66	14.80	479.79	250.0	22.80	124.70	22.17	522/197	479.00	21.20	211209	3566.42	224.15	10.78	H
500041	Bannari Amman Sug (5)	2103	12.54	59.0	-	1561.18	13.50	92.14	100.0	73.50	1081.40	7.74	3049/1505	2273.00	36.80	211209	1537.07	55.70	44.42	AAED
500097	Dalmia Bharat Sugar (C) (2)	2103	16.19	75.0	94/1:3	2685.77	17.60	270.34	150.0	33.40	264.70	12.62	545/175	509.00	14.10	211209	2162.30	240.12	29.67	AAED
523369	DCM Shriram Ind (C) (2)	2103	17.40	45.0	-	1943.00	7.80	64.75	75.0	7.40	73.50	11.00	131/36	94.60	11.90	211209	1469.19	50.03	5.75	B
500119	Dhampur Sugar Mills (C) (10)	2103	66.39	49.0	93/1:2	4156.59	11.00	229.32	60.0	34.50	235.00	16.02	567/172	542.00	15.10	211209	2669.11	145.86	21.98	AAED
532610	Dwarikesh Sugar (1)	2103	18.83	42.0	-	1838.85	10.90	91.54	125.0	4.90	30.70	15.13	138/30	124.00	16.10	211209	1499.09	95.60	5.08	AAED
500125	EID Parry (C) (1)	2103	17.71	45.0	-	18587.45	11.50	479.84	-	27.10	258.80	14.06	574/302	535.00	12.80	211209	17861.55	1144.74	34.11	B
533192	KCP Sugar (C) (1)	2103	11.34	40.0	-	328.55	0.10	23.30	10.0	2.10	27.60	-	32/14	25.40	18.30	211209	253.96	8.68	0.79	AAED
507180	Kesar Enterprise (10)	2103	10.08	70.0	89/1:1	547.46	5.30	89.83	-	89.10	-119.00	-	168/33	95.70	1.17	211209	281.43	-36.85	-36.56	
523371	Mawana Sugar (C) (10)	2103	39.12	70.0	-	1468.91	8.50	12.37	30.0	3.20	94.50	-	169/35	134.00	4.20	211209	1184.05	-4.89	-1.25	AAED

Corporate Scoreboard

Co. Code	Name of the company (Face value)	Year ended	Equity (Rs cr)	PH (%) (Latest)	Last bonus yr/ratio	Sales (Rs cr)	OPM (%)	NP (Rs cr)	Div (%)	EPS (Rs)	Book value (Rs)	RONW (%)	Market price 52-week H/L	Market price as on 30/03/2022	P/E ratio	Cumulative/Unaudited Period ended	Cumulative/Unaudited Sales (Rs cr)	Cumulative/Unaudited NP (Rs cr)	Cumulative/Unaudited EPS (Rs)	We Reco.
532460	Ponni Sugars (Erode) (10)	2103	8.60	42.0	-	256.23	11.80	25.66	50.0	29.80	379.50	11.31	382/131	239.00	7.90	211209	218.92	17.98	20.91	
500354	Rajshree Sugars (10)	2103	33.14	48.0	-	363.63	7.60	-16.76	-	-	11.30	-	40/16	32.00	-	211209	295.35	-43.72	-13.20	B
507315	Sakthi Sugars (10)	2103	118.85	61.0	73/2:5	633.38	3.60	-215.38	-	-	-23.40	-	23/8	14.40	-	211209	473.31	-170.03	-14.31	
532670	Shree Renuka Sugar (C) (1)	2103	212.85	52.0	10/1:1	5648.50	11.00	-107.17	-	-	-8.20	-	48/9	35.60	-	211209	4259.70	-295.50	-1.39	B
532356	Triveni Engg (C) (1)	2103	24.18	68.0	05/3:2	4674.17	11.90	294.18	175.0	12.20	64.20	27.05	359/80	316.00	19.00	211209	3501.92	314.89	13.03	AAED
530363	Ugar Sugar Works (C) (1)	2103	11.25	45.0	05/3:5	955.51	7.10	17.05	20.0	1.50	7.20	21.22	86/16	71.80	20.90	211209	893.11	28.48	2.53	
91 - TEA/COFFEE																				
501425	Bombay Burmah (C) (2)	2103	13.95	66.0	95/1:1	13396.18	18.00	369.69	60.0	53.00	784.90	12.56	1425/860	890.00	16.30	211209	10828.10	882.31	46.31	AAED
519600	CCL Products (C) (2)	2103	26.61	45.0	13/1:1	1242.48	24.00	182.26	200.0	13.70	81.70	18.78	515/226	402.00	26.60	211209	1085.80	151.65	11.40	H
500166	Goodricke Group (10)	2103	21.60	74.0	92/1:1	891.56	5.00	19.52	30.0	9.00	147.80	5.37	348/191	193.00	243.00	211209	734.09	62.26	28.82	H
500467	Harrisons Malayalam (C) (10)	2103	18.46	50.0	87/2:5	451.11	12.30	40.42	-	21.90	62.30	-	250/128	134.00	7.64	211209	345.71	15.01	8.14	B
509715	Jay Shree Tea (C) (5)	2103	14.44	56.0	98/1:1	801.85	7.50	23.56	-	8.20	84.60	-	145/65	93.20	28.50	211209	587.44	47.45	20.93	AAED
533168	Rossell India (2)	2103	7.34	75.0		322.28	21.20	33.81	15.0	9.20	58.80	10.63	216/98	179.00	49.60	211209	244.26	42.11	11.48	B
532301	Tata Coffee (C) (1)	2103	18.68	57.0	94/1:1	2254.95	17.30	135.13	150.0	7.20	73.30	6.24	254/114	215.00	26.30	211209	1725.87	106.95	5.73	H
500800	Tata Consumer Prod. (C) (1)	2103	92.16	34.0	94/1:2	11602.03	13.20	878.20	405.0	9.50	157.50	5.92	889/614	764.00	85.20	211209	9249.96	776.11	7.79	H
92 - TELECOMMUNICATION - SERVICE PROVIDER																				
532454	Bharti Airtel (C) (5)	2103	2746.01	67.0	-	100615.80	46.90	-8370.43	-	-	107.30	13.70	782/501	709.00	157.00	211209	85046.60	4590.20	4.06	H
500108	MTNL (C) (10)	2103	630.00	56.0	-	1387.71	4.00	-2461.26	-	-	-254.70	-	40/14	22.70	-	211209	910.45	-2002.53	-31.79	H
532944	Onmobile Global (C) (10)	2103	105.26	48.0	11/1:1	551.29	12.20	42.74	15.0	4.10	59.60	2.90	175/87	111.00	33.70	211209	392.38	27.78	2.65	
532712	Reliance Comm. (C) (5)	2103	1382.77	59.0	-	760.00	-0.90	-181.00	-	-	-194.90	-	5/1	2.60	-	211209	451.00	-169.00	-0.62	
500483	Tata Comm. (C) (10)	2103	285.00	75.0	00/2:1	17100.10	24.80	1308.82	140.0	45.90	4.10	-	1592/1022	1156.00	23.50	211209	12461.70	1116.00	39.18	B
532371	Tata Teleservices (10)	2103	1954.93	75.0	13/2:15	1043.66	47.00	-1216.88	-	-	-94.60	-	291/10	159.00	-	211209	821.02	-934.38	-4.78	
532822	Vodafone Idea (C) (10)	2103	28735.89	43.0	-	41952.20	40.40	-24265.00	-	-	13.30	-	16/4	9.84	-	211209	28276.00	-21682.30	-7.55	
93 - TELECOMMUNICATION - HARDWARE & NETWORKING																				
500463	Black Box (C) (10)	2103	32.81	75.0	12/1:1	4674.02	6.50	103.87	-	31.70	63.10	-	1771/747	754.00	33.80	211209	3927.92	57.00	17.47	H
500183	HFCL (C) (1)	2103	128.44	38.0		4422.96	12.40	241.93	15.0	1.90	14.90	14.65	101/23	70.10	28.70	211209	3544.13	257.73	1.91	B
534816	Indus Towers (C) (10)	2103	2694.94	62.0		13954.30	51.40	3779.00	201.0	14.00	58.90	21.50	333/194	212.00	9.70	211209	20600.90	4544.60	16.86	AAED
523610	ITI (C) (10)	2103	933.52	95.0	-	2362.18	2.20	9.48	-	0.10	1.30	-	144/90	95.60	-	211209	719.23	-236.36	-2.53	H
504112	NELCO (C) (10)	2103	22.82	50.0	-	226.12	19.80	12.36	12.0	5.40	33.20	22.25	972/179	693.00	90.20	211209	188.38	13.05	5.72	
543265	RailTel Corp. (C) (10)	2103	320.94	73.0	-	1377.82	23.80	142.41	22.0	4.40	44.00	10.24	165/85	85.60	15.10	211209	1082.92	154.64	4.82	B
540595	Tejas Networks (C)(10)	2103	93.28	-		526.60	10.20	37.54	-	4.00	121.20	-	570/156	406.00	229.00	211209	424.09	-13.09	-1.29	H
94 - TEXTILE - INTEGRATED / LARGE																				
514274	Aarvee Denim (10)	2103	23.46	66.0	-	281.50	-2.00	-64.19	-	-	71.50	-	33/16	24.60	-	211209	309.11	-29.24	-12.47	H
500101	Arvind Ltd. (C) (10)	2103	258.92	43.0	86/1:3	5072.98	8.80	3.21	-	0.10	105.00	4.60	159/59	115.00	14.20	211209	5830.23	153.98	5.94	B
503722	Banswara Syntex (C) (10)	2103	17.12	59.0	06/1:2	786.62	9.70	11.73	15.0	6.90	208.70	16.66	319/82	220.00	8.89	211209	822.39	26.77	15.65	B
500020	Bombay Dyeing (C) (2)	2103	41.31	54.0	90/1:1	1193.42	2.10	-526.66	-	-	-8.10	-	130/64	98.80	-	211209	1498.06	-418.58	-20.27	AAED
500155	Garden Silk Mills (10)	2003	42.08	58.0	-	2864.98	2.00	-207.60	-	-	-122.70	-	8/7	7.60	-	200906	596.44	-102.76	-24.42	
532889	K P R Mill Ltd (C) (1)	2103	34.41	75.0		3530.15	23.50	515.26	90.0	74.90	341.50	20.28	772/204	635.00	27.00	211209	3375.56	622.06	18.08	AAED
514036	Loyal Textile (C) (10)	2103	4.82	74.0	93/1:1	1121.80	9.60	32.84	75.0	68.10	555.90	3.74	1780/438	1139.00	6.37	211209	1287.40	78.46	162.90	
519136	Nahar Indl Enterprise (C) (10)	2103	39.84	69.0	92/2:5	1418.03	6.60	-8.78	-	-	186.40	-	199/38	163.00	4.13	211209	1427.10	117.99	29.62	AAED
500296	Nahar Spg Mills (5)	2103	18.03	65.0	-	2111.87	9.20	41.41	30.0	11.50	249.00	-	692/92	538.00	4.24	211209	2609.00	394.95	109.51	AAED
500330	Raymond (C) (10)	2103	66.57	42.0	96/1:2	3446.47	-1.90	-297.04	-	-	315.00	5.45	819/299	753.00	51.00	211209	4220.41	-2.97	-0.45	H
500350	RSWM (C) (10)	2103	23.55	51.0	94/1:1	2326.02	7.50	20.83	-	8.80	336.20	-	547/169	402.00	4.63	211209	2715.65	133.33	56.61	AAED
502742	Sintex Industries (C) (1)	2103	59.92	31.0	83/1:6	1695.71	8.10	-879.35	-	-	31.40	-	20/3	7.80	-	211209	2031.21	-454.52	-7.59	
503811	Siyaram Silk (C) (2)	2103	9.37	67.0	06/1:2	1628.82	3.30	1.99	230.0	0.40	163.60	0.26	532/181	422.00	10.30	211209	1276.70	134.06	28.60	H
502986	Vardhaman Textile (C) (2)	2103	57.66	62.0	05/1:2	6139.87	13.30	409.91	175.0	71.10	1122.90	8.69	576/224	455.00	8.95	211209	6634.54	1313.54	227.81	B
514162	Welspun India (C) (1)	2103	100.47	73.0	-	7340.18	18.40	539.67	15.0	5.40	36.30	16.27	171/75	90.60	13.40	211209	7084.38	555.46	5.52	AAED
95 - TEXTILE - SPINNING: COTTON/BLENDED																				
531978	Ambika Cotton (10)	2103	5.73	50.0	-	633.37	19.80	67.95	350.0	118.70	987.30	10.66	2830/846	2534.00	8.94	211209	660.17	133.19	232.65	AAED
532674	Bannari Amman Spg (C) (10)	2103	32.42	56.0	-	1018.54	7.60	-15.03	-	-	61.00	-	101/37	12.71	0.12	211209	1100.97	57.22	13.08	B
542729	DCM Nouvelle (10)	2103	18.68	49.0	-	562.78	10.50	30.51	-	16.30	98.60	2.85	386/76	263.00	3.91	211209	660.40	101.51	54.35	AAED
521016	Indo Count (C) (2)	2103	39.48	59.0	-	2557.02	16.20	253.32	75.0	12.80	65.10	16.00	315/117	155.00	8.86	211209	2291.90	273.30	13.84	H
530201	Kallam Textile (2)	2103	8.56	48.0	17/1:4	240.62	10.50	-7.90	-	-	20.20	-	25/8	17.00	4.60	211209	328.70	8.05	1.88	AAED
532698	Nitin Spinners (10)	2103	56.22	54.0		1624.41	15.80	68.87	15.0	12.30	100.20	4.84	346/76	238.00	4.67	211209	1923.24	240.66	42.81	B
532503	Rajapalayam Mills (C) (10)	2103	8.61	53.0	11/1:1	411.78	8.80	101.18	5.0	117.60	2198.00	5.27	1398/650	899.00	4.19	211209	484.20	152.03	177.00	B
521240	Sambandam spg (C) (10)	2103	4.26	49.0	94/1:2	231.07	14.20	8.12	40.0	19.10	236.70	2.55	295/73	215.00	3.16	211209	258.10	20.31	47.64	H
511108	Shiva Texyarn (10)	2103	12.96	75.0		340.80	12.60	12.28	12.0	9.50	95.40	-	322/126	205.00	11.70	211209	350.84	19.08	14.72	H
512527	Super Sales Ind. (10)	2103	3.07	58.0	-	266.91	14.90	8.69	25.0	28.30	968.30	3.58	1199/510	885.00	6.73	211209	292.93	33.22	108.17	
521200	Suryalakshmi Cotton (10)	2103	16.67	56.0	05/1:1	485.85	7.10	-16.20	-	-	138.30	-	98/28	80.20	8.05	211209	535.57	18.75	11.50	
532782	Sutlej Textiles (C) (1)	2103	16.38	64.0	13/1:2	1884.03	5.50	-3.66	30.0	-	58.30	3.17	105/36	72.90	9.44	211209	2186.00	98.59	6.02	AAED
96 - TEXTILES - MANMADE																				
500280	Century Enka (10)	2103	21.85	25.0	91/2:5	1220.82	9.50	77.25	80.0	35.40	498.30	8.01	639/240	568.00	6.78	211209	1522.17	134.51	61.56	AAED

Corporate Scoreboard

Co. Code	Name of the company (Face value)	Year ended	Equity (Rs cr)	PH (%) (Latest)	Last bonus yr/ratio	Sales (Rs cr)	OPM (%)	NP (Rs cr)	Div (%)	EPS (Rs)	Book value (Rs)	RONW (%)	Market price 52-week H/L	Market price as on 30/03/2022	P/E ratio	Cumulative/Unaudited Period ended	Cumulative/Unaudited Sales (Rs cr)	Cumulative/Unaudited NP (Rs cr)	Cumulative/Unaudited EPS (Rs)	We Reco.
526227	Filatex India (10)	2103	44.32	58.0	-	2227.15	15.60	165.83	20.0	7.50	34.40	22.87	143/64	128.00	8.51	211209	2738.08	224.17	10.04	AAED
590025	Ginni Filaments (10)	2103	79.15	62.0	-	778.42	14.30	39.73	-	5.00	30.20	1.26	63/18	44.40	7.72	211209	756.42	37.71	4.58	B
500207	Indo Rama Synthetics (C) (10)	2103	261.11	72.0	95/1:2	2042.89	-0.80	15.02	-	0.60	12.80	-	90/33	65.70	5.93	211209	2792.05	161.93	6.20	B
514034	JBF Industries (10)	2103	81.87	43.0	-	2205.45	6.20	-187.17	-	-	23.50	-	50/13	13.50	-	211209	2526.51	-72.20	-8.82	
514234	Sangam (India) (C) (10)	2103	43.42	47.0	-	1358.97	9.00	4.21	10.0	1.00	127.20	2.49	423/70	277.00	9.97	211209	1699.65	86.50	19.92	
526885	Sarla Performance (C) (1)	2103	8.35	55.0	-	257.81	21.80	26.24	-	3.10	41.30	9.60	78/23	57.90	9.94	211209	305.67	38.92	4.65	B
514138	Suryalata Spg. (10)	2103	4.27	70.0	-	276.53	17.40	18.77	-	44.00	348.00	11.51	495/114	334.00	3.87	211209	345.03	22.15	51.91	AAED
97 - TEXTILE - WEAVING/TEXTURISING & PROCESSING																				
514167	Ganesh Ecosphe (C) (10)	2103	21.83	45.0	-	751.14	11.20	43.52	20.0	19.90	236.80	13.09	764/455	711.00	26.50	211209	734.29	17.84	8.18	
500264	Mafatlal Inds (C) (10)	2103	13.92	75.0	-	602.87	-8.50	-71.66	-	-	335.00	-	258/79	181.00	17.80	211209	604.76	11.61	8.34	
503169	Ruby Mills (5)	2103	8.36	75.0	15/1:1	123.33	31.10	25.85	-	15.50	298.60	5.98	442/156	304.00	16.40	211209	131.21	11.24	6.73	H
538598	Vishal Fabrics (5)	2103	32.94	72.0	-	967.54	9.10	18.10	10.0	2.70	40.20	12.99	50/13	32.20	10.00	211209	1121.21	49.38	7.50	
98 - TEXTILE-FASHION & APPAREL																				
535755	Aditya Birla Fashion (C) (10)	2103	847.65	59.0		5168.92	10.70	-672.51	-	-	30.40	-	319/163	294.00	-	211209	5853.39	-150.26	-1.65	
542484	Arvind Fashions (C) (4)	2103	45.29	35.0	-	2201.18	1.60	-392.91	-	-	46.30	-	364/123	281.00	-	211209	2185.24	-259.08	-22.59	
536507	Future Lifestyle (C) (2)	2103	40.35	46.0	-	2276.72	-0.90	-933.35	-	-	34.80	4.05	89/31	36.80	-	211209	2422.34	-668.97	-33.11	
532630	Gokaldas Exports (C) (5)	2103	21.45	40.0	-	1210.73	8.40	26.49	-	6.20	67.60	-	430/73	393.00	32.10	211209	1205.35	56.17	11.69	
531543	Jindal Worldwide (C) (1)	2103	20.05	61.0	05/3:1	1699.62	6.80	44.21	5.0	2.20	21.00	8.39	358/44	285.00	62.80	211209	1830.64	74.66	3.72	H
532732	Kewal Kiran Clot (C) (10)	2103	12.33	74.0	-	302.73	6.20	19.80	230.0	16.10	351.10	16.66	299/153	202.00	19.10	211209	438.04	56.88	9.23	B
500239	KG Denim (C) (10)	2103	25.64	59.0	-	435.89	5.60	-6.55	-	-	29.80	-	74/25	43.60	-	211209	446.32	-1.00	-0.39	H
521248	Kitex Garments (C) (1)	2103	6.65	54.0	17/2:5	455.39	22.00	54.27	150.0	8.20	104.60	17.17	284/91	243.00	17.30	211209	534.77	80.92	12.17	H
539542	Lux Ind. (C) (2)	2103	6.01	74.0		1952.52	19.50	271.39	-	90.20	334.30	27.18	4644/1721	2162.00	17.90	211209	1719.96	265.91	88.43	
532641	Nandan Denim (10)	2103	48.05	58.0	07/1:1	1090.23	6.00	-17.72	-	-	98.00	1.07	63/9	62.20	13.30	211209	1454.37	52.38	10.90	H
532827	Page industries (10)	2103	11.15	49.0		2832.96	18.60	340.97	2500.0	305.80	793.60	40.00	45600/27800	41025.00	99.10	211209	2775.35	346.00	310.21	
533552	Rupa & Co. (C) (1)	2103	7.95	73.0		1312.67	19.60	175.26	500.0	22.00	91.70	10.97	561/288	448.00	17.20	211209	1025.88	142.52	17.92	
543463	Vedant Fashions (C) (1)	2103	564.82	85.0	-	564.82	43.30	128.92	-	5.30	35.60	11.95	993/790	965.00	182.00	211209	744.58	226.21	9.25	
521163	Zodiac Clothing (C) (10)	2103	24.76	62.0	11/1:2	100.10	-34.70	-29.28	-	-	103.40	-	154/85	102.00	-	211209	111.27	-9.80	-3.96	AAED
99 - TEXTILE /JUTE PRODUCTS																				
526817	Cheviot Co (10)	2103	6.27	75.0	18/1:2	395.76	13.20	75.72	1750.0	120.80	846.00	10.67	2056/710	1151.00	7.70	211209	407.59	64.27	102.56	H
509557	Garware Technical (C) (10)	2103	20.62	51.0	94/1:1	1034.57	19.80	158.40	25.0	76.80	393.40	20.05	4033/2400	2678.00	36.50	211209	853.81	110.88	53.78	
514043	Himatsingka Seide (C) (5)	2103	49.23	57.0	05/1:1	2258.32	12.80	-53.35	10.0	-	133.60	1.75	312/132	142.00	8.21	211209	2419.17	132.78	13.49	
526179	Ludlow Jute (10)	2103	10.77	67.0	-	418.62	3.40	0.03	-	-	150.90	3.12	118/70	85.00	6.83	211209	434.68	11.83	10.95	
539400	Mallcom (India) (C) (10)	2103	6.24	75.0		316.88	13.10	28.27	30.0	45.30	226.70	-	1080/373	686.00	13.90	211209	251.24	22.29	35.73	
538836	Monte Carlo (10)	2103	20.73	65.0	-	622.02	18.60	66.30	150.0	32.00	291.40	12.12	729/214	503.00	10.70	211209	741.85	101.18	48.80	
532808	Pearl Global Ind. (C) (10)	2103	21.66	67.0		1490.93	4.10	4.77	-	2.20	238.80	5.10	598/162	380.00	16.00	211209	1833.17	41.61	18.94	
540048	S P Apparels (C) (10)	2103	25.69	60.0	-	652.31	16.00	43.21	23.0	16.80	217.30	10.93	531/140	353.00	13.00	211209	605.53	59.44	23.14	AAED
540203	Sheela Foam (C) (05)	2103	24.39	86.0		2435.36	14.90	237.72	-	48.70	242.80	22.91	3960/1900	3481.00	75.20	211209	2218.19	169.41	34.73	
541700	TCNS Clothing (2)	2103	12.30	32.0		635.54	0.40	-56.38	-	-	99.50	10.17	933/437	796.00	1245.00	211209	661.63	0.07	0.01	H
100 - TRADING																				
539660	Best Agrolife (10)	2103	22.03	5.0	-	905.45	5.70	37.07	20.0	16.80	56.80	4.87	1408/202	897.00	23.40	211209	876.14	65.51	27.71	
543333	Car Trade Tech (C) (10)	2103	46.53	-	-	249.60	-5.70	26.91	-	5.80	413.30	-	1618/460	590.00	34.60	211209	219.58	-99.95	-23.23	
531041	Competent Auto (10)	2103	6.15	75.0	-	1205.45	4.50	17.33	10.0	28.20	433.70	5.16	259/134	171.00	5.94	211209	893.71	12.97	21.11	
513377	MMTC (C) (1)	2103	150.00	90.0	18/1:2	30001.47	-0.20	87.90	-	0.60	0.70	-	64/34	44.40	52.70	-	-	-	-1.28	B
542597	MSTC (C) (10)	2103	70.40	65.0	-	780.47	-6.50	112.78	44.0	16.00	79.30	-	542/242	289.00	11.30	211209	699.48	103.15	14.65	B
530135	Optiemus Infracom (C) (10)	2103	85.81	75.0		181.50	-54.00	-1.20	-	-	38.60	-	412/114	314.00	26.60	211209	277.13	-3.75	-0.43	
532524	PTC India (C) (10)	2103	296.01	16.0	-	18345.50	9.20	462.31	75.0	15.60	149.30	9.04	144/76	78.70	4.92	210906	10431.33	331.65	10.04	B
532805	Redington (I) (C) (2)	2103	78.12	8.0	-	56945.86	2.40	759.78	580.0	19.50	126.30	16.44	179/76	139.00	8.79	211209	45342.25	959.30	11.94	B
540425	Shankara Building (C) (10)	2103	22.85	56.0		2038.37	3.50	13.99	-	6.10	228.30	2.72	844/359	783.00	60.00	211209	1636.17	18.75	8.21	
512531	STC (C) (10)	2103	60.00	90.0	08/1:1	249.81	-37.00	-52.87	-	-	-926.60	-	139/65	98.60	-	211209	8.00	-67.81	-11.30	
505590	SVP Global (C) (1)	2103	12.65	68.0		1405.68	15.50	24.85	3.0	2.00	76.60	6.92	165/38	39.00	3.08	211209	1192.94	121.27	9.59	H
543320	Zomato (C) (1)	2103	784.52	-	-	1993.79	-26.10	-541.81	-	-	21.80	-	169/75	86.00	-	211209	3337.30	-862.80	-1.20	
101 - TYRES/RUBBER PRODUCTS																				
500877	Apollo Tyres (C) (1)	2103	63.51	44.0	-	17397.00	14.80	729.45	350.0	11.50	180.10	4.76	250/165	188.00	14.60	211209	15369.26	525.15	8.27	B
502355	Balkrishna Inds (C) (2)	2103	38.66	54.0	17/1:1	5783.19	31.30	1177.53	850.0	60.90	310.40	16.69	2724/1552	2050.00	27.50	211209	5920.91	1060.54	54.86	H
500878	Ceat (C) (10)	2103	40.45	51.0	87/1:2	7609.60	12.90	462.15	180.0	114.30	819.80	8.83	1620/931	943.00	18.60	211209	6771.42	45.15	11.36	
500168	Goodyear India (10)	2103	23.07	74.0	90/1:1	1791.71	12.10	136.26	980.0	59.10	362.70	15.57	1332/783	896.00	16.00	211209	1837.48	85.50	37.07	
509162	Indag Rubber (C) (2)	2103	5.25	75.0	-	169.84	7.90	11.22	120.0	4.30	75.30	7.11	117/64	64.60	47.30	211209	122.69	1.45	0.51	
530007	J K Tyre & Industries (C) (2)	2103	49.25	52.0	-	9102.20	14.50	296.77	100.0	12.10	108.50	3.78	172/98	120.00	8.40	211209	8671.13	264.65	6.90	AAED
500290	MRF (C) (10)	2103	4.24	27.0	75/1:2	16163.19	18.30	1279.93	1500.0	3018.70	31636.00	-	87580/62944	65500.00	33.20	211209	14011.90	504.03	1188.42	
509243	TVS Srichakra (C) (10)	2103	7.66	45.0	-	1939.21	11.80	74.09	300.0	96.70	1076.70	11.18	2590/1575	1597.00	17.40	211209	1861.87	35.35	46.28	AAED

Corporate Scoreboard

Co. Code	Name of the company (Face value)		Year ended	Equity (Rs cr)	PH (%) (Latest)	Last bonus yr/ratio	Sales (Rs cr)	OPM (%)	NP (Rs cr)	Div (%)	EPS (Rs)	Book value (Rs)	RONW (%)	Market price 52-week H/L	Market price as on 30/03/2022	P/E ratio	Cumulative/Unaudited Period ended	Cumulative/Unaudited Sales (Rs cr)	Cumulative/Unaudited NP (Rs cr)	Cumulative/Unaudited EPS (Rs)	We Reco.
102	**- DIVERSIFIED - LARGE**																				
512599	Adani Enterprises	(C) (1)	2103	109.98	75.0	09/1:1	39537.13	6.10	1071.21	100.0	9.70	156.00	5.91	1909/978	1867.00	258.00	211209	44554.66	461.94	4.29	
532259	Apar Ind	(C) (10)	2103	38.27	58.0	07/1:3	6388.02	6.80	159.31	95.0	41.60	368.20	12.37	868/440	641.00	11.10	211209	6307.54	174.13	45.49	B
500067	Blue Star	(C) (2)	2103	19.26	39.0	95/1:1	4263.59	5.60	100.35	200.0	10.40	91.90	17.50	1135/740	990.00	59.80	211209	3827.45	91.73	9.52	B
500040	Century Textiles	(C) (10)	2103	111.70	50.0	97/1:1	2616.57	9.10	-11.90	10.0	-	313.70	8.08	1025/433	826.00	128.00	211209	2920.23	77.27	6.53	B
523367	DCM Shriram	(C) (2)	2103	31.19	64.0	05/1:1	8308.16	13.90	673.28	465.0	43.20	298.10	18.86	1250/483	1079.00	18.80	211209	6976.14	664.94	42.72	B
500940	Finolex Industries	(C) (2)	2103	124.10	52.0	89/4:1	3462.82	28.60	737.79	40.0	11.90	50.60	14.61	268/121	148.00	10.80	211209	3053.92	556.23	8.96	B
500164	Godrej Industries	(C) (1)	2103	33.65	75.0	15/1:1250	9333.51	3.40	333.30	-	9.90	180.30	10.02	674/460	461.00	34.80	211209	9685.28	426.54	12.67	AAED
500300	Grasim Industries	(C) (2)	2103	131.62	31.0	88/3:4	76397.81	24.20	4205.67	450.0	63.90	995.20	9.18	1939/1262	1610.00	16.30	211209	66889.74	7135.83	72.69	B
500875	ITC	(C) (1)	2103	1230.50	-	16/1:2	49272.78	34.60	13201.99	1075.0	10.70	49.00	21.02	265/199	255.00	21.20	211209	47450.94	11225.97	8.97	B
500271	Max Financial	(C) (2)	2103	69.02	30.0	00/1:1	31288.02	1.90	425.39	-	12.30	96.90	6.90	1148/700	721.00	126.00	211209	22221.49	174.40	4.63	
500331	Pidilite Industries	(C) (1)	2103	50.82	70.0	10/1:1	7292.71	23.00	1133.00	850.0	22.30	110.10	26.88	2765/1753	2398.00	96.60	211209	7413.86	952.41	18.76	AAED
500302	Piramal Enterprises	(C) (2)	2103	45.11	51.0	93/1:2	12809.35	58.60	1313.57	1650.0	58.20	1508.30	0.09	3015/1607	2186.00	38.30	211209	9830.36	1848.24	76.15	B
500339	Rain Ind.	(C) (2)	2112	67.27	41.0	-	14526.78	16.30	580.16	50.0	17.20	181.60	10.62	273/141	200.00	11.60	-	-	-	-	B
500325	Reliance Ind	(C) (10)	2103	6339.04	45.0	17/1:1	466924.00	17.30	44136.00	70.0	69.60	1104.30	10.19	2751/1877	2623.00	32.30	211209	509747.00	49824.00	68.01	B
500336	Surya Roshni	(C) (10)	2103	54.41	63.0	95/3:4	5561.39	6.80	158.31	30.0	29.10	251.40	8.57	868/340	419.00	12.60	211209	5429.44	122.11	22.88	H
500770	Tata Chemicals	(C) (10)	2103	254.76	31.0	95/3:5	10199.80	14.70	256.37	100.0	10.10	560.90	8.78	1158/671	983.00	29.90	211209	9141.45	959.70	31.00	B
500114	Titan Company	(C) (1)	2103	88.78	53.0	11/1:1	21644.00	8.00	973.00	400.0	11.00	84.40	23.57	2768/1400	2520.00	100.00	211209	21003.00	1671.00	18.74	H
500295	Vedanta	(C) (1)	2103	371.72	50.0	08/1:1	88021.00	30.90	12059.03	950.0	32.40	167.50	-	418/210	401.00	7.45	211209	92910.00	16449.00	35.09	B
500575	Voltas	(C) (1)	2103	33.09	30.0	90/1:2	7555.78	8.50	525.14	500.0	15.90	150.90	13.11	1357/918	1267.00	75.00	211209	5419.86	323.29	9.71	AAED
103	**- DIVERSIFIED - MEDIUM**																				
523395	3M India	(C) (10)	2103	11.27	75.0	-	2604.83	10.00	162.38	-	144.10	1695.10	20.24	31000/19433	19845.00	98.80	211209	2410.24	161.05	142.97	H
590062	Andhra Sugars	(C) (2)	2103	27.11	47.0	95/1:1	1509.11	14.10	138.23	100.0	51.00	478.60	16.35	171/57	149.00	9.21	211209	1393.79	162.65	12.00	AAED
526173	Andrew Yule	(C) (2)	2103	97.79	89.0		330.51	-0.30	35.86	-	0.70	7.70	0.71	33/19	20.40	67.30	211209	398.02	11.54	0.24	B
523736	Dhunseri Ventures	(C) (10)	2103	35.02	74.0	92/1:1	181.83	61.00	232.60	25.0	66.40	458.10	16.40	350/88	231.00	2.25	211209	128.30	240.69	68.52	AAED
502865	Forbes & Company	(C) (10)	2103	12.90	74.0	88/1:1	2856.79	6.50	11.75	-	9.10	-109.30	-	501/116	407.00	-	211209	2002.44	-69.00	-51.12	
500153	Ganesh Benzo.	(C) (1)	2103	6.24	43.0		270.41	28.10	24.28	-	3.90	37.30	31.92	115/58	102.00	49.80	211209	262.01	24.17	3.85	AAED
500173	GFL	(C) (1)	2103	10.99	68.0	-	106.98	44.60	-135.29	-	-	33.90	-	94/58	86.60	-	211209	367.18	-215.55	-19.62	H
506480	GOCL Corp.	(C) (2)	2103	9.91	70.0	79/1:1	415.58	2.30	78.70	300.0	15.90	235.10	5.36	387/190	275.00	22.50	211209	459.14	32.82	6.62	H
524226	Gujarat Ambuja Export	(C) (2)	2103	22.93	64.0	-	4705.30	11.30	338.14	60.0	14.70	72.60	11.94	269/122	268.00	13.90	211209	3414.82	322.13	14.05	H
542830	IRCTC	(2)	2103	160.00	87.0	-	783.05	25.70	161.22	50.0	10.10	91.70	44.14	1279/308	771.00	111.00	211209	1188.51	449.90	5.62	
512237	Jai Corp	(C) (1)	2103	17.84	73.0	07/1:1	471.51	10.20	89.89	50.0	5.00	78.20	1.95	173/79	108.00	39.40	211209	564.85	35.03	1.96	B
590066	KCP Ltd	(C) (1)	2103	12.89	45.0	-	1713.75	22.70	166.64	200.0	12.90	77.20	2.26	169/81	115.00	6.64	211209	1590.18	179.98	11.52	B
502937	Kesoram Industries	(C) (10)	2103	164.81	49.0	80/1:2	2652.77	2.60	53.94	-	3.30	12.00	-	90/47	52.40	4.48	211209	2574.10	-31.21	-1.71	
513023	Nava Bharat Vent	(C) (2)	2103	29.75	44.0	16/1:1	2548.50	42.00	426.28	125.0	28.70	296.60	11.82	150/69	146.00	5.33	211209	2331.19	213.62	16.87	B
532486	Pokarna	(C) (2)	2103	6.20	57.0	-	295.04	28.00	28.25	30.0	9.10	117.90	8.02	841/215	720.00	36.00	211209	445.84	58.19	18.77	B
503806	SRF	(C) (10)	2103	59.25	52.0	83/1:2	8400.04	25.50	1198.26	240.0	202.30	1157.10	22.19	2680/1057	2639.00	47.00	211209	8884.24	1283.27	43.31	H
532804	Technocraft Ind.	(C) (10)	2103	24.46	75.0	-	1294.54	16.80	134.72	-	55.10	438.40	13.87	1111/355	1022.00	11/	211209	1357.23	202.35	80.66	AAED
521064	Trident	(C) (1)	2103	509.60	68.0	-	4530.62	18.00	328.71	36.0	0.60	6.50	11.27	70/13	53.20	35.80	211209	5127.81	652.48	1.31	AAED
509055	Visaka Ind	(C) (10)	2103	16.48	41.0	-	1146.54	16.90	110.64	100.0	67.10	380.40	-	874/459	599.00	8.66	211209	1002.86	88.48	53.69	B
104	**- MISCELLANEOUS**																				
531921	Agarwal Indl.	(C) (10)	2103	11.85	60.0	-	903.90	8.00	40.53	18.0	34.20	179.60	17.56	655/144	613.00	12.70	211209	947.05	39.95	32.96	H
543254	Antony Waste	(C) (5)	2103	14.14	46.0	-	465.05	24.60	45.06	-	15.90	123.00	15.76	455/241	276.00	13.10	211209	473.95	64.97	16.91	AAED
512573	Avanti Feeds	(C) (2)	2103	13.62	44.0	18/1:2	4100.56	11.50	321.85	625.0	23.60	129.30	20.34	675/410	425.00	26.00	211209	3703.72	153.48	10.07	
526829	Confidence Petro	(C) (1)	2103	28.40	49.0	-	863.10	14.00	49.07	-	1.70	18.40	12.82	95/37	63.60	18.00	211209	1044.16	75.19	2.62	AAED
543272	Easy Trip Planners	(C) (2)	2103	21.73	75.0	-	106.71	40.89	61.01	100.0	5.60	15.00	46.23	366/73	350.00	66.40	211209	174.51	82.58	7.60	
530643	Eco Recycling	(C) (10)	2103	19.30	69.0	19/1:10	12.67	4.30	4.47	-	2.30	13.30	-	156/43	120.00	19.40	211209	10.16	11.53	5.96	
540798	Future Supply Chain	(C) (10)	2103	43.88	52.0		466.41	9.70	-184.36	-	-	127.10	1.76	122/44	50.10	-	211209	500.10	-73.68	-16.79	
533282	Gravita India	(C) (2)	2103	13.81	73.0	-	1409.75	7.90	52.48	55.0	7.60	39.00	7.97	398/73	352.00	20.20	211209	1558.16	102.85	14.49	
542726	Indiamart Intermesh	(C) (10)	2103	30.36	52.0	-	669.60	49.00	279.80	150.0	92.10	530.60	-	9711/3960	4373.00	43.90	211209	552.10	240.20	79.07	H
532777	Info Edge (India)	(C) (10)	2103	128.78	42.0	10/1:1	1120.12	37.20	118.06	80.0	9.20	424.00	-	7465/4024	4474.00	5.81	211209	1110.32	12153.99	942.07	
535648	Just Dial	(C) (10)	2103	61.87	33.0		675.18	22.90	214.16	-	34.60	204.30	16.97	1138/645	720.00	73.10	211209	480.28	48.78	6.81	H
541974	Manorama Ind.	(10)	2103	11.13	61.0	-	208.44	19.00	18.33	-	16.50	130.80	19.84	1950/763	1184.00	68.50	211209	201.47	17.32	14.53	
540704	Matrimony.com	(C) (5)	2103	11.44	51.0		377.88	17.90	40.77	70.0	17.80	115.10	13.71	1219/660	690.00	30.40	211209	323.92	41.88	18.31	
543417	RateGain Traevl	(C) (1)	2103	10.73	56.0	-	250.79	4.50	-27.73	-	-	58.10	-	525/275	342.00	-	211209	258.71	-3.19	-0.33	
500367	Rubfila International	(C) (5)	2103	27.13	57.0	-	322.94	15.20	33.43	26.0	6.20	36.30	11.84	129/56	87.00	10.40	211209	344.63	34.11	6.29	AAED
540673	SIS	(C) (5)	2103	74.18	76.0		9127.30	5.00	574.55	-	38.70	123.40	16.95	560/350	492.00	21.90	211209	7411.06	228.54	15.49	H
	Sonam Clock	(10)	2103	10.01	72.0		79.62	9.70	3.34	-	3.30	31.10	10.81	77/39	72.10	21.60	210906	38.57	1.46	1.46	
530017	Standard Ind.	(C) (5)	2103	32.16	20.0	-	11.90	-97.50	2.17	-	0.30	-6.70	-	22/11	11.90	18.50	211209	8.59	5.73	0.88	B
539658	Team Lease Services	(C) (10)	2103	17.10	45.0		4881.46	2.00	80.13	-	46.90	381.40	6.30	5550/2765	4207.00	272.00	211209	4662.41	7.82	4.42	
500413	Thomas Cook	(C) (1)	2103	37.83	68.0	00/2:3	795.00	-44.40	-250.90	-	-	51.00	-	85/41	68.40	-	211209	1417.27	-203.60	-5.80	AAED
523261	Venky's India	(10)	2103	14.09	56.0	15/1:2	3116.63	12.50	267.74	170.0	190.10	748.00	-	3955/1502	2189.00	16.60	211209	3170.94	107.41	76.25	
532373	WEP Solutions	(C) (10)	2103	36.19	39.0	-	64.49	16.60	-1.11	-	-	13.90	-	35/14	22.60	28.10	211209	78.10	1.97	0.55	AAED

Corporate Scoreboard Index

Name of the company	Industry Code No.
N_OF_CO	IND_CODE
20 Microns	60
3M India	103
5 Paisa Capital	47
63 Moon Tech.	27
A	
Aarti Drugs	70
Aarti Inds	21
Aarvee Denim	94
Aavas Financiers	48
Aban Offshore	63
ABB	37
Abbott India Ltd.	72
ACC	17
Accelya Solutions	27
Acrysil	74
Action Const.	41
Adani Enterprises	102
Adani Ports	58
Adani Power	75
Adani Wilmar	67
ADF Food	51
Aditya Birla Cap.	47
Aditya Birla Fashion	98
Aditya Birla Sun	48
Ador Fontech	39
Ador Welding	39
Advanced Enzyme	22
Aegis Logistics	61
Affle (India)	27
Agarwal Indl.	104
Agro Tech Foods	85
AGS Transact	48
Ahluwalia Contracts	29
AIA Eng.	15
Ajanta Pharma	70
Ajooni Biotech	13
Aksharchem (India)	22
Akzo Nobel	65
Albert David	71
Alembic Pharma	70
Alicon Castalloy	8
Alkem Lab.	70
Alkyl Amines	22
Allcargo Global	58
Allsec Tech	27
Alphageo (India)	63
Amara Raja Batt	7
Amber Enterprises	38
Ambika Cotton	95
Ambuja Cement	17
Ami Organic	22
Amrutanjan	71
Anand Rathi	47
Anant Raj Ind	29
Andhra Paper	66
Andhra Sugars	103
Andrew Yule	103
Angel Broking	48
Anjani Portland	17
Antony Waste	104
Anuh Pharma	71
Anupam Rasayan	22
Apar Ind	102
Apcotex Inds	22
Apex Frozen Foods	51
APL Apollo Tube	88
Apollo Hospitals	54
Apollo Micro Systems	38
Apollo Pipes	74
Apollo Tricoat	88
Apollo Tyres	101
Aptus Value Housing	48
Aries Agro Ltd	46
Arshiya Intl.	58
ARSS Infra	29
Artson Engineering	41
Arvind Fashions	98
Arvind Ltd.	94
Asahi India Glass	53
Asahi Songwon	20
Ashapura Minechem	60
Ashok Leyland	5
Ashoka Buildcon	29
Asian Energy	63
Asian Granito	19
Asian Paints	65
ASTEC Life	68
Aster DM Healthcare	54
Astra Micro	38
Astral	74
AstraZeneca Pharma	72
Astron Paper	66
Atul	20
Atul Auto	6
AU Small Finance	11
Aurionpro Solutions	27
Aurobindo Pharma	70
Auto Corp of Goa	8
Automotive Axles	7
Avadh Sugar	90
Avanti Feeds	104
Avenue Supermarts	83
AVT Natural Prod.	85
Axis Bk.	11
AXISCADES Eng.	27
B	
Bajaj Auto	6
Bajaj Consumer	67
Bajaj Electricals	34
Bajaj Finance Ltd.	47
Bajaj Finserv	47
Bajaj Healthcare	71
Bajaj Hindusthan	90
Bajaj Hold & Inv.	49
Bajaj Steel	64
Balaji Amines	22
Balaji Telefilms	44
Balkrishna Inds	101
Balmar Lawr Inv	49
Balmer Lawrie	64
Balrampur Chini	90
Banco Products	8
Bandhan Bank	11
Bank of Baroda	10
Bank of India	10
Bank of Maharashtra	10
Bannari Amman Spg	95
Bannari Amman Sug	90
Banswara Syntex	94
Barbeque Nation	55
BASF India	21
Bata India	57
Bayer Crop Science	68
BCL Ind.	29
BCPL Railway Infra.	41
Beekay Steel Ind.	87
BEML	40
Bengal & Assam	49
Berger Paints	65
Best Agrolife	100
BF Investment	49
BF Utilities	28
BGR Energy	37
Bhageria Ind.	20
Bhagiradha Chem	68
Bhansali Eng	69
Bharat Bijlee	37
Bharat Dynamics	40
Bharat Electronics	38
Bharat Forge	52
Bharat Gears	8
Bharat Parenterals	71
Bharat Rasayan	68
Bharat Road Network	29
Bharat Wire	87
Bharti Airtel	92
Bhartiya Intl	57
BHEL	37
Bilcare	64
Bimetal Bearings	8
Biocon Ltd	13
Birla Corp	17
Birlasoft	27
Black Box	93
Bliss GVS PH	71
Blue Dart Express	58
Blue Star	102
BMW Ind.	87
Bodal Chemicals	20
Bombay Burmah	91
Bombay Dyeing	94
Borosil Renewables	53
Bosch Ltd.	7
BPCL	81
Brigade Enter	30
Britannia Ind	50
BSE	48
Butterfly Gandhimathi	34
C	
C E Info Systems	48
C G Power	37
C L Educate	36
Cambridge Tech.	27
Camlin Fine Sci.	22
CAMS	48
Can Fin Homes	48
Canara Bank	10
Capacite Infra.	29
Caplin Point	71
Capri Global	47
Caprihans India	74
Captain Polyplast	74
Car Trade Tech	100
Carborundum Univ	1
CARE Ratings	48
Castrol India	59
CCL Products	91
CDSL	48
Ceat	101
Ceinsys Tech.	27
Central Bank	10
Centum Elect.	38
Century Enka	96
Century Plyboards	31
Century Textiles	102
Cera Sanitary	19
CESC	75
Chalet Hotels	55
Chaman Lal Setia	51
Chambal Fert	46
Chembond Chem	22
Chemcon Speciality	22
Chemplast Sanmar	21
Chennai Petroleum	81
Cheviot Co	99
Chola Investment	47
Cholamandalam Fin.	49
Cigniti Techno.	27
Cipla	70
City Union Bank	11
Clariant Chemicals	22
Clean Science	22
CMI	14
Coal India	60
Cochin Minerals	60
Cochin Shipyard	84
Coforge	26
Colgate-Palmolive	67
Competent Auto	100
Confidence Petro	104
Container Corpn	40
Control Print	64
Cords Cable Ind.	14
Coromandel International	46
Cosmo Films	64
Craftsman Auto	7
Creditaccess Gram.	47
CRISIL	48
Crompton Greaves Consumer	34
CSB Bank	11
Cummins India	43
Cyient	26
D	
D - Link (I)	25
D B Corp	78
Dabur India	67
Dai-Ichi Karkaria	22
Dalmia Bharat	17
Dalmia Bharat Sugar	90
Data Patterns	38
Datamatics Global	27
DCM Ltd.	30
DCM Nouvelle	95
DCM Shriram	102
DCM Shriram Ind	90
DCW	16
De Nora India	41
Deccan Cements	17
Deccan Gold	60
Deepak Fertilisers & Peto.	46
Deepak Nitrite	21
Delphi World Money	48
Delta Corp.	29
Den Networks	44
Dev. Credit Bank	11
Devyani Internati.	55
DFM Foods	51
Dhampur Sugar Mills	90
Dhanlaxmi Bank	11
Dhanuka Agri	68
Dharmsi Morarji	22
Dhunseri Ventures	103
DIC India	64
Dilip Buildcon	28
Disa India	41
Dish TV	44
Dishman Carbogen	71
Divi's Labs	70
Dixon Technologies	38
DLF Ltd.	28
Dodla Dairy	50
Dr Reddy's Labs	70
Dr. Lal PathLabs	54
Dredging Corpn	63
Dwarikesh Sugar	90
Dynamatic Tech	41
Dynemic Products	22
E	
Easy Trip Planners	104
eclerx Services	27
Eco Recycling	104
Edelweiss Financial	47
Eicher Motors	5
EID Parry	90
EIH	55
EIH Ass. Hotels	55
Eimco Elecon	41
Elantas Beck India	22
Elecon Engg	40
Electrosteel Casting(I)	15
Elgi Equipments	24
Elpro Intl	37
Emami	67
Emami Paper	66
Empire Ind.	53
Endurance Techno.	7
Engineers India	42
Entertainment Nt	44
EPL	64
Equitas Holdings	49
Equitas Small Fin	11
Eris Lifesciences	71
Esab India	39
Escorts	5
Ester Ind	64
Eveready Ind.	35
Everest Industries	18
Everest Kanto	41
Excel Inds	22
Exide Industries	7
Expleo Solutions	27
Exxaro Tiles	19
F	
FAC Travancore	46
FDC	70
Federal Bank	11
Federal-Mogul Go.	7
Fermenta Biotech	71
FIEM Ind.	7
Filatex India	96
Fine Organic	22
Fineotex Chem.	22
Fino Payments	48
Finolex Cables	14
Finolex Industries	102
Firstsour Solu.	27
Flexituff Intl.	74
Foods & Inns	51
Forbes & Company	103
Force Motors	5
Fortis Healthcr	54
Foseco India	22
FSN E-Commerce	83
Future Consumer	51
Future Enterprises	83
Future Lifestyle	98
Future Retail	83
Future Supply Chain	104
G	
G E Shipping	84
G P Petroleums	59
G R Infra Projects	28
G.V.K. Power Infra	28
Gabriel India	7
GAIL	61
Galaxy Surfactants	21
Gallantt Ispat	87
Gallantt Metal	87
Gandhi Spe Tubes	88
Ganesh Benzo.	103
Ganesh Ecosphe	97
Garden Reach	84
Garden Silk Mills	94
Garware Hi-Tech Films	64
Garware Technical	99
Gateway Distripa	58
Gati	58
Gayatri Proj.	28
GE Power India	42
GE T&D India	37
GEE	39
General Insurance	56
Generic Engineering	29
Genus Paper	66
Genus Power Infra Ltd	38
Geogit BNP. P.	47
GFL	103
GHCL	16
GIC Housing Fin	48
Gillette India	67
Ginni Filaments	96
Gland Pharma	70
GlaxoSmithKline Ph	72
Glenmark Life Sci.	70
Glenmark Pharma(I)	70
GMM Pfaudler	41
GMR Infra	28
GNA Axles	8
GNFC	46
Goa Carbon	22
GOCL Corp.	103
Godawari Power & Ispat	86
Godfrey Phillips	23
Godrej Agrovet	51
Godrej Consumer	67
Godrej Industries	102
Godrej Prop.	30
Gokaldas Exports	98
Gokul Agro	51
Goodricke Group	91
Goodyear India	101
GPT Infra	29
Granules (India)	70
Graphite India	39
Grasim Industries	102
Gravita India	104
Greaves Cotton	43
Greenlam Ind.	31
Greenply Inds	31
Grindwell Norton	1
GSFC	46
GTPL Hathway	44
Gufic Bioscience	71
Guj Alkalies	16
Guj Mineral Dev	60
Guj St Petronet	61
Guj. Pipavav	58
Gujarat Ambuja Export	103
Gujarat Gas Co.	61
Gujarat Ind Power	75
Gulf Oil Lub.	59
Gulshan Polyols	22
H	
H T Media	78
H.G. Infra	29
Haldyn Glass	53

Corporate Scoreboard Index

Name of the company	Industry Code No.
Happiest Minds	27
Harita Seating	8
Harrisons Malayalam	91
Hathway Cable	44
Hatsun Agro	50
Havell's India	34
Hawkins Cookers	34
HBL Power System Ltd	35
HCC	28
HCL Infosystems	25
HCL Technologies	26
HDFC	48
HDFC Asset Manag.	47
HDFC Bank	11
HDFC Life Insurance	56
HDIL	28
Healthcare Global	54
HEG	39
Heidelberg Cement	17
Heranba Ind.	68
Hercules Hoist	41
Heritage Foods	50
Hero Motocorp	6
Hester Bioscience	13
HFCL	93
Hikal	70
HIL	18
Him Teknoforge	41
Himadri Speciality Chem.	21
Himatsingka Seide	99
Hind Copper	60
Hind Natl Glass	53
Hind Oil Exploration	62
Hind Rectifiers	37
Hind Unilever Ltd	67
Hind Zinc	60
Hind. Aeronautics	40
Hind. Composites	8
Hind. Tin Works	64
Hindalco Industries	4
Hinduja Global	26
Hindustan Media	78
Hitech Corp.	64
HLE Glascoat	41
Home First Fin.	48
Honda SIEL Power	37
Honeywell Auto	38
HP Adhesives	22
HPCL	81
HPL Electric	37
HSIL	19
HUDCO	48
Huhtamaki PPL	64

I

Name of the company	Industry Code No.
I G Petrochem	69
I M P A L	8
Ice Make Refrig.	41
ICICI Bank	11
ICICI Lombard	56
ICICI Prudential	56
ICICI Sec.	47
ICRA	48
IDBI Bank	10
IDFC	47
IDFC First Bank	11
IFB Agro	68
IFB Inds.	34
IFCI	47
IFGL Refrac	82
Igarshi Motors	37
IIFL Finance	49
IIFL Securities	47
IIFL Wealth	47
Ind Hume Pipe	18
Indag Rubber	101
India Cements	17
India Glycols	69
India Grid Trust	48
India Nippon	8
India Pesticides	68
Indiabulls Hsg Fin	48
Indiabulls Real	30
Indiamart Intermesh	104
Indian Bank	10
Indian Energy (IEX)	48
Indian Hotels Co	55
Indian Metals	86
Indian Oil Corp	81
Indian Overseas Bank	10
Indian Railway Fin.	48
Indigo Paints	65
Indo Amines	22
Indo Borax	22
Indo Count	95
Indo National	35
Indo Rama Synthetics	96
Indo Tech Trans.	37
Indoco Remedies	70
Indostar Capital	47
Indraprastha Gas	61
Indraprastha Med	54
Indsil Hydro	60
Ind-Swift Labs	71
Indus Towers	93
IndusInd Bank	11
INEOS Styrolution	69
Info Edge (India)	104
Infosys	26
Ingersoll-Rand	24
Innovators Façade	74
Inox Wind	76
Insecticides	68
Intellect Design	27
InterGlobe Aviation	9
Intl Combustion	41
IOL Chemicals	21
Ion Exchange	40
Ipca Laboratories	70
IRB Infra	28
IRCON Inter.	42
IRCTC	103
ISGEC Heavy	40
ITC	102
ITD Cementation	28
ITI	93
IVP	22

J

Name of the company	Industry Code No.
J & K Bank	11
J B Chemicals	(70
J K Agri	2
J K Cements Ltd.	17
J K Lakshmi Cement	17
J K Paper	66
J K Tyre & Industries	101
J Kumar Infra	28
J M Financial	47
Jagran Prakashan	78
Jai Corp	103
Jain Irrigation	74
Jamna Auto	7
Jash Engineering	41
Jay Bharat Maruti	7
Jay Shree Tea	91
Jay Ushin	8
Jayant Agro-Organics	21
JBF Industries	96
JBM Auto	8
Jenburkt Pharma	71
Jindal Drilling	63
Jindal Poly Film	64
Jindal Saw	88
Jindal Stain. (Hisar)	86
Jindal Stainless	86
Jindal Steel & Power	86
Jindal Worldwide	98
JMC Projects	28
Jocil	22
John Cockerill	41
Johnson Controls-Hitachi	3
Jost's Engineering Co	41
JSW Energy	75
JSW Ispat	86
JSW Steel	86
Jtekt India	7
JTL Infra	29
Jubilant Food	50
Jubilant Ind.	68
Jubilant Pharmova	70
Just Dial	104
Jyothy Labs.	67

K

Name of the company	Industry Code No.
K P R Mill Ltd	94
Kabra Extrusion	41
Kaira Can	64
Kajaria Ceramics	19
Kallam Textile	95
Kalpataru Power	77
Kalyan Jewellers	32
Kalyani Forge	52
Kalyani Steels	89
Kamdhenu	87
Kanchi Karpooram	22
Kansai Nerolac	65
Karnataka Bank	11
Karur Vysya Bank	11
Kaveri Seed Comp	2
Kaya	67
KBC Global	30
KCP Ltd	103
KCP Sugar	90
KEC Intl	77
KEI Inds	14
Kellton Tech.	27
Keltech Energies	22
Kennametal India	41
Kesar Enterprise	90
Kesoram Industries	103
Kewal Kiran Clot	98
KG Denim	98
Khadim India	57
Kiri Ind.	20
Kirloskar Brothers	80
Kirloskar Ferro	89
Kirloskar Indus.	49
Kirloskar Oil Engine	43
Kirloskar Pneumatic	24
Kitex Garments	98
Kkalpana Ind.	74
KNR Const.	29
Kokuyo Camlin	79
Kolte Patil Deve.	30
Kopran	71
Kotak Mahindra Bank	11
Kothari Products	23
Kovai Medical	54
KRBL	51
Krishna Institute	54
Kriti Nutrients	85
Krsnaa Diagnostics	54
KSB	80
KSE	85
Kuantum Paper	66
Kwality Pharmaceutical	71

L

Name of the company	Industry Code No.
L & T Finance	47
L G Balakrishnan	40
L T Foods Ltd.	51
L&T Infotech	26
L&T Technology	42
La Opala RG	53
Lakshmi Electrical	37
Lakshmi Machine	40
Larsen & Toubro	40
Lasa Supergeneries	71
Latent View	27
Laurus Labs.	70
Laxmi Organic	21
Lemon Tree Hotels	55
Liberty Shoes	57
LIC Hsg Finance	48
Linc Pen & Pl	79
Lincoln Pharma	71
Linde India	21
LKP Finance	47
Loyal Textile	94
Ludlow Jute	99
Lumax Auto Techn	8
Lumax Inds	7
Lupin	70
Lux Ind.	98

M

Name of the company	Industry Code No.
M & M Financial	47
M M Forgings	52
Machino Plastics	74
Macrotech Develop.	30
Madhucon Proj.	29
Madras Fert	46
Mafatlal Inds	97
Maha Scooters	49
Mahanagar Gas	61
Maharashtra Seamless	88
Mahindra & Mahindra	5
Mahindra CIE	52
Mahindra EPC	74
Mahindra Holiday	55
Mahindra Lifespace	30
Mahindra Logistics	58
Maithan Alloys	60
Majestic Auto	6
Mallcom (India)	99
Man Inds	88
Man Infra	29
Manaksia	60
Manali Petrochem	69
Manappuram	48
Mangalam Cement	17
Mangalam Organics	22
Mangalore Chem	46
Manorama Ind.	104
Marathon Nextgen	30
Marico Ind	67
Marine Electricals	37
Marksans Pharma	71
Maruti Suzuki	5
Mastek	27
Matrimony.com	104
Mawana Sugar	90
Max Financial	102
Max Ventures	49
Mayur Uniquoters	74
Mazagon Dock	84
Mazda	41
MCX	48
Meera Ind.	41
Megastar Foods	51
Meghmani Finchem	22
Meghmani Organics	68
Menon Bearings	12
MEP Infra.	29
Metro Brands	57
Metropolis Health	54
Milk Food	50
Minda Corp.	8
Minda Ind	7
MindTree Ltd.	26
Mirza International	57
Mishra Dhatu	87
MMP Industries	4
MMTC	100
Modison Metal	38
MOIL	60
Monte Carlo	99
Morepen Labs	71
Morganite Crucible	82
Motherson Sumi	7
Motilal Oswal	47
MphasiS Ltd	26
MPS Ltd.	36
MRF	101
MRPL	81
Mrs. Bectors Food	51
MSP Steel & Power	86
MSTC	100
MTAR Technologies	41
MTNL	92
Mukand	89
Munjal Auto	8
Munjal Showa	7
Muthoot Finance	48

N

Name of the company	Industry Code No.
N R Agarwal Inds	66
NACL Ind.	68
Nahar Indl Enterprise	94
Nahar Spg Mills	94
Nalwa Sons	49
Nandan Denim	98
Narayana Hrudaya.	54
Natco Pharma	70
National Aluminium	4
National Fertilisers	46
National Peroxide	22
Nava Bharat Vent	103
Navin Fluorine	22
Navkar Corp.	58
Navneet Education	36
Nazara Technologies	44
NBCC	30
NCC	28
NCL Ind.	17
NDTV	44
Nectar Lifescience	70
Nelcast	15
NELCO	93
Neogen Chemicals	22
NESCO	41
Nestle India	50
Network 18 media	27
Neuland Lab	71
New India Assu	56
Newgen Software	27
NGL Fine-Chem	22
NHPC Ltd	76
NIIT Ltd.	36
Nile Ltd	41
Nilkamal Ltd.	74
Nippon Life India	56
Nirlon	30
Nitco	19
Nitin Spinners	95
Nitta Gelatin India	22
NLC India	60
NMDC	60
NOCIL	69
Novartis India	72
NRB Bearings	12
NTPC	75
Nureca	54
Nuvoco Vistas Corp.	17
Nxt digital	47

0

Name of the company	Industry Code No.
Oberoi Realty	30
Oil & Natural Gas	62
Oil India	62
Olectra Greentech	41
Om Infra	41
Omax Autos	7
Omaxe Ltd	29
One 97 Commun.	48
Onmobile Global	92
Optiemus Infracom	100
Oracle Fin.	26
Orient Abrasives	1
Orient Bell	19
Orient Cement	17
Orient Electric	34
Orient Paper	66
Oriental Aromatics	22
Oriental Carbon	22
Oriental Rail Infra.	41
Orissa Minerals	60

P

Name of the company	Industry Code No.
P G Foils	4
P&G Hygiene	67
Pacific Ind.	19
Page industries	98
Paisalo Digital	47
Panacea Biotec	13
Panama Petrochem	69
Panasonic Carbon	39
Panasonic Energ.	35
Parag Milk Foods	50
Paras Defence	41
Patel Engg	28
Patel Integrated	58
Patels Airtemp	41
PB Fintech	48
PCBL	21
Pearl Global Ind.	99
Pennar Inds	87
Persistent System	26
Petronet LNG	61
Pfizer	72
PG Electro	38
Phoenix Mills	30
PI Industries	68
Pidilite Industries	102
Piramal Enterprises	102
Pitti Engineering	41

Corporate Scoreboard Index

Name of the company	Industry Code No.
Plastiblends	74
PNB Gilts	48
PNB Housing	48
PNC Infratech	28
Poddar Pigments	74
Pokarna	103
Poly Medicure	54
Polycab India	14
Polyplex Corpn	64
Pondy Oxides	22
Ponni Sugars (Erode)	90
Poonawalla Fincorp	47
Power Fin Corp	48
Power Grid Corp	77
Power Mech	42
PPAP Automotive	8
Prabhat Dairy	50
Praj Ind	40
Prakash Industries	86
Prataap Snacks	51
Precision Camshafts	41
Precision Wires	60
Premier Explosives	22
Prestige Estates	30
PRICOL	7
Prime focus	44
Prince Pipes	74
Prism Johnson	17
Privi Speciality	22
Procter & Gamble Health	72
PSP Projects	29
PTC India	100
PTC India Fin.	48
PTC Industries	15
Pun & Sind Bank	10
Punjab Chemicals	68
Punjab Nat Bank	10
Puravankara Proj.	30
PVR	44
Q	
Quess Corp	26
Quick Heal Techno	27
R	
R. Systems Int.	27
Radhika Jeweltech	32
Radico Khaitan	33
Rail Vikas Nigam	28
RailTel Corp.	93
Rain Ind.	102
Rajapalayam Mills	95
Rajesh Exports	32
Rajratan Global	87
Rajshree Sugars	90
Rallis India	68
Ram Ratna Wires	87
Rama Phosphates	46
Ramco Cements	17
Ramco Inds	18
Ramco Systems	27
Ramkrishna Forgings	52
Ramky Infra.	28
Rane (Madras)	7
Rane Brake Lin.	8
Rane Engine Val.	8
Rane Holdings	49
Rasandik Eng.	8
RateGain Traevl	104
Ratnamani Metals	88
Rattan Power	75
Raymond	94
RBL Bank	11
RCF	46
Redington (I)	100
Relaxo Footwears	57
Reliance Capital	47
Reliance Comm.	92
Reliance Ind	102
Reliance Infra	75
Reliance Power	75
Religare Enter	47
Renaissance Jew	32
Repco Home Fin	48
Repro India	79
Responsive Ind.	74
Restaurant Brands	51
Revathi Equipment	24
Rhi Magnesita	82
Rico Auto	7
Riddhi Siddhi Gl	22
RITES	42
Rolex Rings	8
Rossari Biotech	13
Rossell India	91
Roto Pumps	80
Route Mobile	27
RPG Life Science	71
RPP Infra	29
RSWM	94
Rubfila International	104
Ruby Mills	97
Ruchi Soya	85
Ruchira Papers	66
Rupa & Co.	98
Rural Elec. Corp.	48
Rushil Décor	31
S	
S Chand & Co.	78
S H Kelkar	22
S P Apparels	99
Sadbhav Engg	28
Sadbhav Infra	29
Sagar Cements	17
Sahyadri Ind.	18
SAIL	86
Saint - Gob. Sekur.	53
Sakthi Sugars	90
Salasar Techno	87
Salzer Electronics	38
Sambandam spg	95
Samrat Pharma Chem.	22
Sandesh	78
Sandhar Technologies	7
Sandur Manganese	60
Sangam (India)	96
Sanghi Ind.	17
Sanghvi Movers	42
Sanofi India	72
Sansera Engineering	7
Sapphire Foods	51
Sarda Energy	86
Saregama India	44
Sarla Performance	96
Sasken Comm Tech	27
Satia Ind.	66
Satin Creditcare	47
Saurashtra Cement	17
Savita Oil Tech.	69
Sayaji Ind.	22
SBI	10
SBI Card	48
SBI Life Insurance	56
Schaeffler India	12
Schneider Electric	37
SEAMEC	63
Selan Exploration	63
Sequent Scientific	71
Seshasayee Paper	66
Setco Automotive	8
Seya Ind.	22
Shaily Engineering	74
Shakti Pumps	80
Shalby	54
Shankara Building	100
Shanthi Gears	41
Sharda Cropchem	68
Sharda Motor	7
Sheela Foam	99
Shilchar Tech.	37
Shilpa Medicare	71
Shipping Corporation	84
Shiva Texyarn	95
Shivalik Bimetal	41
Shivam Autotech	8
Shoppers Stop	83
Shree Cement	17
Shree Pushkar Chem.	22
Shree Renuka Sugar	90
Shreyans Ind.	66
Shriram City	47
Shriram Transport Fin	48
Shyam Metalics	86
Sical Logistics	58
Siemens	37
Sigachi Ind.	22
Signet Ind.	74
Sika Internplant	41
Silver Touch Tech.	27
Simmonds Marshall	45
Simplex Infrastructure	28
Sintex Industries	94
Sintex Plastics	74
SIS	104
Siyaram Silk	94
SJVN	76
SKF India	12
Skipper	77
Smartlink Network	25
SML ISUZU	5
SMS Lifesciences	71
SMS Pharma	71
Sobha	30
Solar Ind.(I) Ltd.	21
Solara Active	71
Somany Ceramics	19
Sona BLW Precision	7
Sonam Clock	104
Sonata Software	27
South Ind. Bank.	11
South India Paper	66
Spandana Sphoorty	47
Speciality Rest.	50
Spencers Retail	83
SPIC	46
Spicejet	9
SPML Infra	29
Sree Rayalaseema Hypo	22
SRF	103
Standard Ind.	104
Star Health & Allied	56
STC	100
Steel Exchange	87
Steel Str. Wheels	8
Sterling & Wilson	42
Sterling Tools	45
Sterlite Technologies	14
Stove Kraft	34
Stovec Ind	41
Strides Pharma	70
Stylam Ind.	31
Subros	7
Sudarshan Chem	20
Sukhjit Starch & Chemicals	22
Sun Pharma Adv.	73
Sun Pharma Ind.	70
Sun Tv	44
Sundaram Brake	8
Sundaram Clayton	7
Sundaram Finance	47
Sundram Fasteners	45
Sunflag Iron	89
Sunshield Chem	22
Sunteck Realty	30
Super Sales Ind.	95
Suprajit Eng	8
Supreme Industries	74
Supreme Petro	69
Supriya Lifescience	71
Surya Roshni	102
Suryalakshmi Cotton	95
Suryalata Spg.	96
Suryoday Small Fin.	11
Sutlej Textiles	95
Suzlon Energy	42
SVP Global	100
Swaraj Engines	43
Swelect Energy	38
Symphony	34
Syngene Inter.	73
T	
T N Newsprint	66
T. N. Petro Prod.	69
Taj GVK Hotels	55
Take Solutions	27
Taneja Aerospace	41
Tarsons Products	74
Tasty Bite	51
Tasty Dairy	51
Tata Chemicals	102
Tata Coffee	91
Tata Comm.	92
Tata Consumer Prod.	91
Tata Elxsi	25
Tata Inv. Corpn.	47
Tata Metaliks	89
Tata Motors	5
Tata Power Co	75
Tata Steel	86
Tata Steel Long Prod.	87
Tata Teleservices	92
Tatva Chintan	22
TBZ	32
TCI Express	58
TCNS Clothing	99
TCPL Packaging	64
TCS	26
TD Power Sys.	37
Team Lease Services	104
Tech Mahindra	26
Technocraft Ind.	103
Tega Ind.	43
Tejas Networks	93
Texmaco Rail	40
TGV Sraac	16
Thangamayil Jew.	32
The Indian Wood.	31
Themis Medicare	71
Thermax	40
Thirumalai Chem	69
Thomas Cook	104
Thyrocare Tech.	54
Tide Water Oil	59
TIL	41
Time Technolplast	74
Timken India	12
Tinplate Co.	60
Tirupati Starch	22
Titagarh Wagons	41
Titan Company	102
Torrent Pharma	70
Torrent Power	75
Transform & Rect (TRIL)	37
Transpek Ind	22
Transport Corp	58
Trent	83
TRF	40
Trident	103
Triton Valves	41
Triveni Engg	90
Triveni Turbine	38
TTK Healthcare	71
TTK Prestige	34
Tube Investments	40
TV 18 Broadcast	44
TV Today	44
TVS Motor Co	6
TVS Srichakra	101
Tyche Ind.	22
U	
Ucal Fuel System	8
UCO Bank	10
Uflex Ltd	64
Ugar Sugar Works	90
Ujjivan Fin. Service	47
Ujjivan Small Fin. Bank	11
Ultramarine & Pig	20
UltraTech Cement	17
Uni Abex Alloy	15
Unichem Labs	70
Union Bk of India	10
Unitech	28
United Breweries	33
United Drilling	41
United Spirits	33
Universal Cables	14
Universal Starch	22
UPL Ltd.	68
Usha Martin	86
UTI Asset Manage.	48
V	
V. Guard Indus.	34
Va Tech Wabag	40
Vadilal Enterp	51
Vadilal Inds	50
Vakrangee Soft	27
Valiant Organic	22
Vardhaman Textile	94
Vardhman Spe. Steel	87
Varroc Eng.	7
Varun Beverages	50
Vascon Engineers	30
Vedant Fashions	98
Vedanta	102
Venky's India	104
Veritas (India)	41
Vesuvius India	82
Vidhi Speciality	22
Vijaya Diagnostic	54
Vikas Eco Tech	22
Vimta Labs	54
Vinati Organics	71
Vindhya Telelink	14
Vinyl Chemicals	22
VIP Industries	74
Virinchi	27
Visaka Ind	103
Vishal Fabrics	97
Vishnu Chemicals	22
Vivimed Labs	22
VLS Finance	47
V-Mart Retail	83
Vodafone Idea	92
Voith Paper	41
Voltamp Ltd.	37
Voltas	102
VRL Logistics	58
VST Inds	23
VST Tillers	5
W	
WABCO India	7
Walchandnagar Inds	40
Wanbury	71
Waterbase	51
Websol Energy	76
Welspun Corp.	88
Welspun Enterprises	29
Welspun India	94
WEP Solutions	104
West Coast Paper	66
Westlife Deve.	49
Wheels India	7
Whirlpool India	34
Wim Plast	74
Windlas Biotech	13
Windsor Machines	41
Wipro	26
Wockhardt	70
Wonderla Holidays	55
WPIL	80
X	
Xchanging Solutions	27
Xelpmoc Design	27
Y	
Yasho Ind.	22
Yes Bank	11
Yuken India	41
Z	
Z F Steering	8
Zee Entertainment	44
Zee Media	44
Zensar Techno	26
Zim Lab.	71
Zodiac Clothing	98
Zodiac Energy	42
Zomato	100
Zuari Agro Chem.	46
Zuari Global	49
Zydus Lifesciences	70
Zydus Wellness	54

VICCO®
—TRUSTED AYURVEDA—
SINCE 1952
cruelty free and vegan
Go natural
Ayurvedic Medicine
Strong Gums and Healthy Teeth
Yahi hai Vicco ki pehchaan
2 step solution to get Strong Gums and Healthy Teeth
Step 1
Use Vicco Vajradanti Paste to brush your teeth
Step 2
Use Vicco Vajradanti Powder to massage your gums
The Ayurvedic medicinal combo of Vicco Vajradanti Paste and Powder is made with 18 natural herbs. The products are free of any harmful chemicals and side-effects.
Vicco Vajradanti Paste and Powder, the most trusted choice for Strong Gums and Healthy Teeth.
VICCO vajradanti 100g
VICCO® VAJRADANTI
AYURVEDIC MEDICINE FOR GUMS AND TEETH
18 HERBS AND BARKS
POWDER | PASTE
Daant Gungunaye
Sampoorna Swadeshi
Available across all medical stores
www.viccolabs.com • Like us on /ViccoLabs • Shop online at www.viccoestore.com • Customer Care Cell No. 0712-2420890

GNFC NEEM
सबका NEEM

GNFC

NEEM PRODUCTS

An initiative for women empowerment and rural development

Neem Hair Oil

Neem Hand Wash

Neem Soap

Neem Mosquito Repellent

Neem Hand Wash with Aloe Vera & Tulsi

Neem Oil

Neem Face Wash

Neem Shampoo

Neem Glycerin Bar

Neem Organic Manure

Neem Soap with Aloe Vera & Tulsi

Neem Soap with Tulsi

You are helping rural women to earn livelihood by buying these products

GNFC

Gujarat Narmada Valley Fertilizers & Chemicals Limited

P.O. Narmadanagar – 392 015, District: Bharuch, Gujarat, INDIA.

Phone: +912642 662216/18 www.gnfc.in • www.gnfcneem.in

Registered No. MCE/213/2020-22, Posted At Mumbai Patrika Channel Sorting Office, Mumbai-400 001 on 2nd and 3rd & 17th and18th of Every Month, Published on 1st & 16th of Every Month
RNI No. MAHENG/2008/23553